

Kingman County & 4-H Fair



2015 Rules and Regulations

Schedule of Events

Tuesday, July 14

4 p.m. 4-H Fashion Revue Judging – Mennonite Church

Sunday, July 19

1 p.m. Practice, 4-H Fashion Revue - Kingman Theater

2 p.m. 4-H Public Fashion Revue - Kingman Theater

Monday, July 20

5:30 p.m. Superintendent Meeting - South Room, KCAC

6 p.m. Pre-fair setup and grounds clean-up. All 4-H clubs and fair volunteers participate.

7 p.m. Pizza for all participating followed by a 4-H livestock exhibitors' meeting – Indoor Arena

Thursday, July 23

6:30-10 a.m. Livestock Weigh-in

10 a.m. 4-H Foods & Food Preservation, 4-H Arts & Craft

Judging (check division for schedule)

Noon 4-H Family Meal. Sponsored by American Ag Credit. Medallion Treasure Hunt begins. Get clues at the Fair Office with your Fair Button. Sponsored by Kingman Lions Club.

3 p.m. 4-H Bake Sale – South Room, KCAC

3-8 p.m. 4-H Concession Stand Open – South Room, KCAC

4-6 p.m. All 4-H & Open Class Entries accepted including Tack (except Livestock and Farm, Open Class Foods, Garden & Misc. Crops)

5:30 p.m. Sheep & Goat Show

7-10 p.m. Rides by Kingman County Carnival, Inc. and Bingo.

7-10:30 p.m. Carnival Taxi running to and from Carnival from Riverside Park (FREE)

Friday, July 24

7 a.m. - 6:30 p.m. 4-H Concession Stand Open – South Room, KCAC

7:30 a.m. 4-H Swine Show

7:30-8:30 a.m. Open Class Foods Check-In

7:30 a.m. - Noon 4-H & Open Class Farm, Garden & Miscellaneous. Crops Check-In.

8 a.m. - Noon 4-H & Open Class Rabbit Check-In

9-11 a.m. Judging for: 4-H & Open Class Art, Open Class Foods, Open Class Hobbies & Crafts, Ironworks, Recycled Crafts, Open Class Food Preservation, County Commissioner's Cookies for College, 4-H and Open Class Clothing Construction, 4-H Fiber Arts and Weaving, Knitting and Crochet, Open Class Clothing & Fancy Work, Boy Scouts and Girl Scouts (*Building Closed During Judging*)

9 a.m. 4-H Pet Judging - Cement Slab on the South Side of Indoor Arena

Noon Judging for 4-H and Open Class Woodworking

1-3 p.m. Youth Swim – Riverside Park. Sponsored by the City of Kingman. FREE with a Fair Button

2 p.m. Herdsmanship Judging, Judging for 4-H and Open Class Farm, Garden & Miscellaneous Crops

4-6 p.m. Youth Swim – Riverside Park. Sponsored by the City of Kingman. FREE with a Fair Button

5:30-7:30 p.m. Community Meal – Riverside Park. Sponsored by Kingman County Financial Institutions and prepared by Kingman County Farm Bureau Association. FREE with Fair Button. Kingman County Fair Idol Contest - Riverside Park

6 p.m. BBQ Contest Check-In – East of Livestock Barns

6 p.m. - ? P.U.D. "Play Until Done" Coed Softball Tourney KNRC Diamond #1, Riverside Park

6:30 p.m. 750 Rotary Duck Race. Sponsored by Kingman Rotary Club, East End of Riverside Park on the Mill Race

7 p.m. - 12:00 a.m. Rides by Kingman County Carnival, Inc. and Bingo

7 p.m. - 12:30 a.m. Carnival Taxi running to and from Carnival & Outdoor Arena Entertainment from Riverside Park (FREE)

7-9 p.m. Dirt Blasters, "Souped-Up" Lawn Mower Pulling - Outdoor Arena

8 p.m. - Midnight Karaoke, South of Carnival

9 p.m. Exhibit Building Closes

Midnight BBQ Contest Official Start Time

Saturday, July 25

7 a.m. - 6:30 p.m. 4-H Concession Stand Open – South Room, KCAC

8 a.m. 4-H Heifers, Steers, Dairy, and Bucket Calf Show

10 a.m. Rabbit Show

10-11 a.m. Registration for Tractor & Truck Pull – Outdoor Arena

Noon Tractor & Truck Pull Contest – Outdoor Arena and

Judging for 4-H Banners, 4-H Entomology, 4-H Geology, 4-H Electric & Small Engines, 4-H Exploring, 4-H Forestry, 4-H Rocketry, 4-H Robotics, 4-H Computers, 4-H Home Economics, FFA Farm Mechanics, 4-H Miscellaneous, Judging for 4-H and Open Class Photography – Armory

2 p.m. 4-H Herdsmanship Judging, Paul Conrardy Festival of Breads & Market Wheat Show, North Room, KCAC

2:30 p.m. Livestock Judging Contest Check-In at the Barn Arena

3 p.m. Livestock Judging Contest and BBQ Contest Judging, East of Livestock Barns

4 p.m. Open Class Flower Show Entries Accepted - South Room, KCAC

4:45 p.m. BBQ People's Choice – East of Livestock Barns

6 p.m. Open Class Flower Show & Display

7 p.m. - 12:00 a.m. Rides by Kingman County Carnival, Inc. and Bingo. 7

7 p.m. - 12:30 a.m. Carnival Taxi running to and from Carnival and Riverside Park (FREE)

7:30 p.m. Demolition Derby - Outdoor Arena

9 p.m. Exhibit Building Closes

Sunday, July 26

8 a.m. - 7 p.m. 4-H Concession Stand Open – South Room, KCAC

9 a.m. 4-H Dog Show & Agility Trial - Indoor Arena

Noon Street Pole Vaulting - Riverside Park and 4-H Herdsmanship Judging

Noon-1 p.m. Car, Truck and Antique Stationary Engine Show Registration – Riverside Park

12:30-1 p.m. Fishing Derby Registration - Riverside Park - Hoover Lake

1-2:30 p.m. Fishing Derby - Riverside Park - Hoover Lake

1-4 p.m. Car, Truck and Antique Stationary Engine Show, Riverside Park

3 p.m. Registration for Young Farmers' Pedal Tractor Pull - East side of Riverside Park and 4-H Livestock Round Robin Showmanship

3:30 p.m. Young Farmers' Pedal Tractor Pull - Riverside Park

5-7 p.m. All 4-H and Open Class Exhibits Released including livestock not going through the livestock auction, Open Class premium money may be picked up.

7-10 p.m. Fairgrounds' Cleanup. All 4-H Families To Help

7:30-10 p.m. 4-H Swim, Kingman Swimming Pool

Monday, July 27

5:30 p.m. Buyers' Appreciation Meal

6:30 p.m. Auction: Cookies for College Cookie Jars, Premium Auction (Purple Ribbon Foods and Livestock). Herdsmanship Awards, Wyatt Oakman 4-Her of the Year Award, Fair Theme and Button Design Awards, Medallion Treasure Hunt Award

TABLE OF CONTENTS

Announcement


4-H Entries	3
Open Class Entries.....	3
Protest	3

General Rules & Regulations

General Rules	3
---------------------	---

Special Events

Heartland Medallion Hunt	4
Kingman County Fishing Derby	4
Kingman County Young Farmers Pedal Tractor Pull	4
Fair Idol Contest	4
Truck & Tractor Pull	4
Car, Truck & Antique Stationary Engines Show	4
Kingman County 4-H BBQ Cook-Off	5
4-H Round Robin Contest	6



4-H General Rules

General Rules	7
Department 1: 4-H Food & Food Preservation	7

Other Foods

Department 2: Commissioner's Cookies for College	9
Department 3: 4-H Fiber Arts	10
Department 4: 4-H Clothing & Textiles Construction ...	10
Department 5: 4-H Fashion Revue	11
Department 6: 4-H Home Environment	12

Livestock

General Rules	12
Department 7: 4-H Poultry	14
Department 8: 4-H Rabbits	14
Department 9: 4-H Beef.....	15
Department 10: 4-H Dairy	15
Department 11: 4-H Swine	15
Department 12: 4-H Sheep	16
Department 13: 4-H Goats	16

Other Contest

4-H Rate of Gain Contest	16
4-H Round Robin Showmanship Contest	16
Department 14: 4-H Herdsmanship Award	16
Department 15: 4-H Horse	17
Department 16: 4-H Crops, Horticulture & Honey	18
Department 17: 4-H Miscellaneous	19
Department 18: 4-H Banner Exhibit	20
Department 19: 4-H Entomology (Insects)	20
Department 20: 4-H Woodworking	21
Department 21: 4-H Electric & Small Engines	22
Department 22: 4-H Photography	23
Department 23: 4-H Visual Art (Hobbies & Crafts)	24
Department 24: 4-H Art Exhibit	24
Department 25: 4-H Dog Show	24
Department 26: 4-H Geology & Lapidary	25
Department 27: 4-H Exploring	26
Department 28: 4-H Pets	26
Department 29: 4-H Models, Aerospace (Rocketry)& Robotics	26
Department 30: 4-H Forestry	31

Open Class Agriculture Division

Department A: Farm, Garden & Misc. Crops	32
Market Wheat Show	33
Department B: Paul Conrardy Festival of Breads	33
Department C: Woodworking	33
Department D: Rabbits	34
Department E: FFA Farm Mechanics.....	34

Open Class Family Consumer Science

General Rules	34
Department F: Food Preparation	34
Department G: Food Preservation	36
Department H: Clothing	37
Department I: Quilts & Fancy Work	37
Department J: Flower Show	38
Department K: Art Exhibition & Contest	39
Department L: Hobbies & Crafts	39
Department M: Photography	40
Department N: Recycled Exhibits	41

Scouting Division

Department O: Girl Scouts	41
Department P: Boy Scouts of America	41

ANNOUNCEMENT

The 88th Annual Kingman County and 4-H Fair will be held July 23-27, 2015, located at the fairgrounds, South Main Street in Kingman.

The Fair schedule has some changes from previous years' schedules. Please double check dates and times of specific events on the schedule.

We hope that everyone reading this premium list will bring an exhibit. This is a great opportunity to showcase your work. It may be the best exhibit that we would have at this year's showing. We would like to have your support, attendance, and exhibits, which will help in the success of the Kingman County and 4-H Fair.

The Modified Danish System of placing exhibits is a rating system of purple, blue, red or white awards. All exhibits in this approach are judged in comparison with a standard, as opposed to comparison with other exhibits in the class. The standard for each exhibit is established by the characteristics of the "ideal" product in each category.

4-H Entries

Purple – Outstanding Quality.

Blue – Excellent, but well within the ability level of most contestants.

Red – Good, but has room for improvement.

White – Acceptable, but below the ability of most of the contestants. All qualifying exhibits should receive at least a white unless the exhibit is incomplete.

Participation – If exhibit is incomplete or exhibited by a Cloverbud, a participation ribbon may be given.

Open Class Entries

Adult Open Class exhibitors will receive a ribbon based on the quality of the product. They will be as follows: Purple, Sweepstake, Blue, Red or White Ribbon, or a Fair Exhibitor Sticker for entering an item.

Junior Open Class exhibitors will receive a ribbon based on the quality of the product. They will be as follows: Purple, Sweepstake, Blue, Red, White or a Participation Ribbon.

Protest

All protests must be made in writing and accompanied by a deposit of \$5, which will be returned if the protest is sustained. Such protest must state plainly the cause of complaint or appeal and must be filed with the Secretary within 12 hours after the cause of the protest, and the Secretary shall immediately notify the defendant owner of the exhibit involved. Where information is known on which the protest is based, such protest must be filed with the Secretary before the class is judged.

When a protest is made against the competition or article in any class, notice of the same must be filed by the protester with the superintendent of the department before the class is passed upon, and the judge will be instructed to place a reserve award in order that premiums may be properly distributed in the event the protest is sustained.

GENERAL RULES & REGULATIONS

Entry rules for 4-H are printed under the 4-H Department

1. All entries, 4-H and Open Class, must be in place by 6 p.m. on Thursday, July 23, NO EXCEPTIONS (Unless otherwise noted in department regulations such as the Flower Show, 4-H and Open Class Farm, Open Class Foods, Garden and Misc. Crops, Festival of Breads Contest). Entries will be released from 5 to 6 p.m., Sunday, July 26. Any violation of said provisions shall result in the forfeiture of premium.

2. Where there is only one entry in a class, the first prize, if merited, will be awarded. Judges will not award prizes to any unworthy animal or exhibit.

3. In no case shall the Kingman County Fair Association, its officers or agents, be held responsible for any loss, damage, accident, injury or death from any case, of people, animals, or exhibits, diseased included, while they are on the Fairgrounds.

4. All exhibits may be picked up after 5 p.m. July 26. Open class prize money is to be picked up at the same time exhibits are claimed in the central hall of the Activity Center. The Superintendent or Fair Board will not be responsible for exhibits left after 6 p.m. Sunday.

5. The Fair Board reserves the right to refuse to accept any entries offered.

6. No exhibitor or concessionaire will be allowed to sell or sublet any space, privilege, etc., or any part of the same without the consent of the Secretary.

The Kingman County Fair Association reserves to its board of directors the final and absolute right to interpret these rules and arbitrarily settle and determine all matters, questions and differences in regard to or otherwise arising out of or connected with or incidental to the Fair.

Explanation of Committees

The Fair Association: This is a publicly-elected nine-member board entitled by Kansas statute to raise and spend public funds for establishment, construction, management and recognition of citizens at fairs. Extension entries are not permitted by Kansas law to engage in commercial enterprises which the 4-H livestock/premium sale currently provide as a preferred service for the respective project enrollees; therefore, the 4-H livestock/premium sale will be managed by the Fair Association. Any livestock rules that are exceptions to be changed will be approved by the Association Board before being changed. (Taken from K-State task force report revised 8/1/2001.)

Livestock Committee: This committee is made up of 4-H parents and volunteers from around the county. This committee makes recommendations for rule change ideas to the 4-H PDC and helps with 4-H Livestock activities. This committee is under the umbrella of the Executive Council.

4-H PDC: This committee is an elected body of six people. They are responsible for the direction of the county 4-H program and for giving input to local efforts in identifying information needed to address concerns of the 4-H program to the Executive Council.

Executive Council: This committee is an elected body of nine people. They plan the Extension Service program for the county through joint or individual use of the program development committees in agriculture, home economics, 4-H Youth Development, and economic development initiatives; and through such subcommittees as may be established by the executive board.

SPECIAL EVENTS

HEARTLAND MEDALLION HUNT

JULY 23 - 26

Sponsored by: Kingman Lions Club & the Kingman County Fair Association.

Prize: \$500 Kingman Chamber Bucks Prize. No Age Limit. The medallion will be in Kingman City proper on public property. The award will be given on Monday evening at the Kingman County 4-H Livestock Sale.

Rules

To participate in the contest you must have a Kingman County Fair Button, which can be purchased at various businesses.

The first clue will come out in the Kingman Leader-Courier, Cunningham Courier and Norwich News the week of the Fair with the rules. These clues will lead you to the subsequent clues.

Must have Fair Button to win prize.

Watch the newspapers for more information.

KINGMAN COUNTY FISHING DERBY

SUNDAY, JULY 26

Sponsored by Factory 233 Custom Screen Print & Design, Kingman; Kingman Quality Lube and G&S Catering and Deliveries

Registration starts at 12:30 p.m. at the Riverside Duck Pond. Event starts at 1 p.m.

Three age categories: 4-7 years old; 8-11 years old; 12-15 years old. Bring your own bait and tackle. Prizes for each tagged fish caught; Prizes for longest fish and most fish caught in each age category. Fish must be checked in to claim prizes.

KINGMAN COUNTY YOUNG FARMERS PEDAL TRACTOR PULL

SUNDAY, JULY 26 • RIVERSIDE PARK

Registration begins at 3 p.m. Event begins at 3:30.

General Rules

Contestants must:

1. Be able to pedal the tractor without assistance.
2. Wear tennis shoes.
3. Be registered by a parent or guardian prior to the beginning of the pull of the first class. The parent's signature at the registration releases sled owner/operator from any financial responsibility in case of accident.

Operation of the Pull

1. Track will be provided and marked by operator.
2. Only one contestant at a time and only pull officials will be allowed within 25 feet of the track.

3. Pedal tractor and sled will be furnished for all contestants by owner/operator.

4. There will be seven classes of contestants. They are: 4 year olds and under; 5 year olds; 6 year olds; 7 year olds; 8 year olds; 9 year olds; and 10 year olds.

5. The pulling tractor must stay between the lines of the pulling lane or on the pulling lane at all times. If the front wheels of the tractor go out, pull is over and distance is measured.

6. Any time the forward momentum of the tractor stops, the pull is over. This includes the foot slipping off the pedal.

7. In the case of a tie, there will be a pull-off to determine the winner.

8. The judge's decision will be final for all pulls.

FAIR IDOL CONTEST

FRIDAY, JULY 24 • RIVERSIDE PARK

1. Pre-register by July 17, 2015. To pre-register call Cindy Panek at (620) 298-3373.

2. All contestants are required to purchase a Kingman County & 4-H Fair button.

3. Five contestants in each age category will compete on Friday, July 24, 2015 in Kingman Riverside Park. Following the first round of competition, two performers will be chosen out of each age division for a final round.

4. All contestants need to have (2) TWO songs prepared in the event they are called back for the finals.

5. Songs should be no more than three (3) minutes in length and suitable for family entertainment.

6. Contestants need to provide their own accompaniment CD or live accompaniment is also acceptable.

7. The competitions will be held Friday evening, July 24, 2015 at Riverside Park.

Age Categories are:

Category 1: 7-11 years of age

Category 2: 12-16 years of age

Category 3: 17 years and older

TRUCK & TRACTOR PULL

SATURDAY, JULY 25 • OUTDOOR ARENA

Registration: 10-11 a.m. Contest begins at noon.

Hook Fee: \$7

Truck Divisions: 1/2 Ton, 3/4 Ton, Gas/Diesel, Duals/2 & 4-Wheel Drive. **Street Legal ONLY**

Tractor Divisions: Farm Class and Division II

Awards: 1st, 2nd and 3rd Places

Any amendments to these rules will be provided to all entrants at the time of registration.

CAR, TRUCK & ANTIQUE STATIONARY ENGINES SHOW

SUNDAY, JULY 26 • RIVERSIDE PARK

Entry – Noon, with the show beginning at 1 p.m.

The public will begin voting for People's Choice Awards at 1 p.m. and continue until closing. The show will close at 4

p.m., at which time awards (trophies for stationary engine winners and money awards for car and truck winners) will be presented.

Five (5) People's Choice Awards will be given for the following divisions:

1. Antique Stationary Engines
2. Car/Truck/Motorcycle
3. Club Participation Award

Sponsors for the awards will be from Kingman County merchants and farmers. Any amendments to these rules will be provided to all entrants at the time of registration.

KINGMAN COUNTY 4-H BBQ COOK-OFF

FRIDAY, JULY 24

1. There is a \$25 entry fee to enter the Cook-Off. One meat entry is included with the \$25 entry fee. There is a \$5 fee for each additional category entered. You may have a max of two entries for each category, and may enter in as many categories as you like. The categories are: (Poultry, Pulled Pork, Brisket, Pork Ribs, Open Class and Beans.) There will also be a People's Choice contest to serve the community.

2. The Beans contest will have a \$25 entry fee separate from the meat categories, at which you may also enter a max of two entries. The first entry will be included in the \$25 entry fee, and a \$5 fee for the additional entry. The beans category will have separate rules (See "Rules for Beans").

3. The Open Class event will be available to those teams that entered the Cook-off, and paid the \$25 entry fee. The fee for Open Class will be \$5 for each entry. You may enter a max of two Open Class entries.

4. The People's Choice Contest; all teams entered into the cook-off must participate in this contest.

5. Awards and Payouts for the event will be as such: Ribbons will be awarded to 1st, 2nd, and 3rd places in all categories. Prize money will be \$100 for 1st, \$50 for 2nd, and a Ribbon for 3rd. The prize for People's Choice will be \$250 and a Ribbon. Also there will be deemed a Grand Champion that will be a total of all points and will have a payout of \$200 and a Ribbon.

6. Teams will consist of no more than six (6) people. Two cooks and four team members only should be in the cooking area at any one time. Children 16 years of age and younger are excluded from this rule and do not count as team members. There needs to be one cook known as Chief Cook who will be responsible for the conduct of his team, their guests and most importantly the cleanliness of their camp and cooking area.

7. Fires must be of wood or wood substance. Electric pellet grills and gas grills are allowed for this contest. **NO PITS** allowed at ALL!

8. Each team will be responsible and will be required to have the following: a waste container with lid, fire extinguisher, two five gallon buckets of water, and most important **GLOVES!** GLOVES are to be worn at all times when handling the contest meats! Each team is also responsible for all supplies needed and equipment for contest. Contestants must provide their own tables and chairs; they

may bring canopies and tents. Campers are also allowed, but space will be limited. There will be some electricity available and water will be accessible.

9. Competition meats cannot be pre-cooked, pre-boiled, seasoned, or marinated before an official has inspected their contest meats. Inspection of meats will begin approximately 30 minutes after check-in, or as soon as an official becomes available. All meats must contain an expiration date.

10. Contestants may begin setting up their camp on Friday afternoon before the cook-off. (More information will be available at a later time.) Check-In will begin at 6 p.m. on Friday and will end at 8 a.m. Saturday morning. After check-in and inspection of meats, teams may start their fires. However, once the fire is started the Chief Cook is responsible for the fire and may not leave it unattended at any time. Official start of cooking time is 12:00 a.m. Saturday morning.

11. Judging: the coordinators for the cook-off select the judges. A minimum of six (6) servings must be entered in each category. Judges will be present at the cook-off and will be judging the camps throughout the day. Very important to keep things organized and clean, which they will be watching for.

12. The Chief Cook will be responsible for a member of their team to be known as the "runner" to have their BBQ at the judging area on time. All entries must be in containers supplied by the officials, or they will be ineligible for judging in that category. BBQ will be judged on presentation, appearance, texture, and taste.

MEAT AND COOKING OF MEAT

Brisket

1. Contestants must present all Briskets for inspection after check-in: one for judging and one for People's Choice contest. All contestants' meat must be inspected prior to being cooked. Minimum of six (6) servings must be entered.

2. All meats are subject to inspection by the cook-off committee at any time.

3. Sample Boxes can be altered, for presentation only, no extra sauces.

4. Judging of meat is based upon: presentation, appearance, aroma, tenderness, and taste.

Pork Ribs

1. Contestants must present all racks of ribs for inspection after check in. All contestants' meat must be inspected prior to being cooked.

2. You must cook one whole slab of ribs for judging, plus enough for People's Choice contest.

3. Ribs must be cooked outside and may be seasoned as soon as the cook-off committee checks them in.

4. Rules 2 through 4 for Brisket also apply for PORK RIBS.

Pulled Pork

1. Contestants must present all pork roasts for inspection after check in: one for judging and one for the People's Choice contest. All contestants' meat must be inspected prior to being cooked.

2. You must have six (6) servings for judging, plus enough for People's Choice contest.

3. Pulled Pork must be cooked outside and may be seasoned as soon as cook-off committee checks them in.

4. Rules 2 through 4 for Brisket also apply for PULLED-PORK.

Poultry

1. Contestants must present all single pieces or whole chickens for inspection after check in: for judging and for the People’s Choice contest. All contestants’ meat must be inspected prior to being cooked.

2. You must have six (6) servings for judging, plus enough for People’s Choice contest.

3. Chicken must be cooked outside and may be seasoned as soon as cook-off committee checks them in.

4. Rules 2 through 4 for Brisket also apply for POULTRY.

Open Class

1. As it says this is “open class.” This class is for those special artistic or unthought-of ideas you may have had that do not fall into any other category. This should be one of the judges favorite classes because they never know what they are going to see, or what amazing tastes that are going to come out. This is where you wow the judges with your ability to be a world class cook. Have fun and be creative.

2. Ribbons will be awarded for 1st, 2nd and 3rd place only.

People Choice

1. This is where you get to share your great cooking ability with the public.

2. The public will purchase a plate with a ticket to try your BBQ and choose the best.

3. We will provide a jar for your team number that is sealed for tickets. If seal is tampered with, your team will be ineligible and disqualified from the contest.

4. This part of the contest is very fun, for your team and the public as you can show off your team’s hard work, and you get to see the expressions on the public’s faces as they enjoy your grub.

COOK-OFF RULES FOR BEANS

1. A \$25 entry fee is required for this category.

2. Beans must be “dried” pinto beans ONLY.

3. Turn in shall be free of markers; beans and juice only will be turned in. No ingredients larger than the beans in a 2.0 oz. container. Violation will be cause for disqualification.

4. Propane cooking devices ARE acceptable for this category ONLY.

5. Beans will be judged on aroma, appearance, consistency, juice, tenderness and taste.

6. Ribbons will be awarded for 1st, 2nd, and 3rd place only.

Any amendments to these rules will be provided to all entrants at the time of Cook’s Meeting.

CONTACT INFORMATION

JASON WILLIAMS
jw39742@gmail.com

Cook-off Timeline:

Friday, 6 p.m.: Contest check-in, east of livestock barns.

Midnight: Official start time for cooking

Saturday, People’s Choice voting! (Times TBA)

4-H ROUND ROBIN CONTEST

SUNDAY, JULY 26 • 3 P.M.

A. Only Grand and Reserve Champion showpersons in senior, intermediate, and junior levels for Horse, Beef, Swine, Sheep and Goat are invited to compete in the Round Robin Contest.

i. In the event of a contestant qualifying in more than one species, no substitute show person will be added. A single contestant is allowed to represent more than one species.

ii. If a contestant opts to not compete in the Round Robin, no substitute will be added.

B. The Round Robin committee will meet at the show arena immediately after each species’ showmanship has concluded to finalize the livestock, equipment and contest lists.

i. Round Robin contestants will be assigned an animal for each species by lottery. If the contestant happens by chance to be assigned their own animal or a family-owned animal, they will be allowed to show that animal if they choose.

ii. The Round Robin committee is responsible for gathering appropriate equipment/livestock and setting up delivery for the Round Robin.

- Equipment could include (but is not bound to): show sticks, brushes, combs, bats and halters. Each contestant will have the same equipment opportunities.

- Contestants will be allowed to bring or show with their own equipment.

C. Contestants are expected to dress in appropriate livestock attire. T-shirts are not to be worn; sleeved shirts and nice jeans are preferred.

D. All contestants are required to be at the specified location by the specified time. If they are late or not present for any reason, they forfeit their place in the contest. There are no exceptions and alternate contestants will not be drawn. (Location and time will be posted at the Fair Office)

i. A brief informational meeting will take place regarding rules, procedures and judge’s discretionary comments.

E. Contestants in each classification will draw from a hat to determine the order they will compete. The order will be reserved for each class so no contestant has an advantage or disadvantage of going first or last each time.

i. The order of classifications will be: Senior, Intermediate and Junior. Each age group is strongly encouraged to watch and support other groups.

F. Once contestant orders are drawn, rules and procedures explained, the judge’s discretionary comments delivered, all parents and family will be asked to move into the bleachers to watch the contest.

G. Contestants are not allowed to have cell phones or pagers in their possession during the contest.

H. The judge has final determination regarding any switches, amount of “show” time, etc.

I. Results will be announced and prizes awarded after all groups have competed in the event and judging scores are tabulated. Judges must rank contestants in each species (i.e. 1st, 2nd, 3rd...); rankings will be combined to determine

winners. In case of a tie, judges discretion will determine the winner.

4-H GENERAL RULES

1. All reference to 4-H member's age is member's age on Jan. 1 of the current year the 4-H age begins at 7 years old; 5 and 6 year olds should be enrolled as Cloverbuds.

2. ALL EXHIBITS MUST BE PRE-ENTERED. ALL PRE-ENTRIES ARE DUE ON JULY 10. A \$1 per class late fee will be assessed for each late entry. Late entries in the livestock division will be assessed \$5. No refunds will be issued.

3. Exhibitors may exhibit only in the classes for projects in which they are enrolled on May 1 of current year.

4. Each exhibit must have an entry card.

5. All exhibits must be the result of exhibitor's current 4-H project and the products of the exhibitor's own efforts of the current year.

6. 4-H members showing in Open Class must comply with the results and regulations governing the class in which they are showing. Use Open Class Jr. Divisions for exhibits not related to your 4-H project.

7. Any protest on rules or interpretations shall be made in writing, signed by the person making the protest and delivered to the Kingman County Fair Association. The Board's decision shall be final in case of protest. The judge's decision is final on all awards.

8. All exhibits, except market animals listed by sale, will be released at 5 p.m. Sunday. All inside exhibits must be checked out from superintendents by the owner, parent or leader. The Superintendent or Fair Board will not be responsible for exhibits left after 6 p.m. on Sunday.

9. Exhibitors removing exhibits prior to stated checkout time will forfeit all premiums and the privilege to participate in any Fair activities (including 4-H Livestock Sale) after the time the exhibit was removed. Exceptions to this rule may only be approved by the officers of the Fair Board. Superintendent will report any early removal of exhibits to the Fair Board.

10. All exhibits must be entered and in place according to division rules.

11. Exhibits will be placed into blue, red and white ribbon groups. Superior exhibits may be designated as purple ribbon by judge. Champion and Reserve Champion will be awarded where appropriate, if quality merits.

12. CONFERENCE JUDGING: Conference Judging will be used in all 4-H departments. Members will be advised just prior to the Fair as to scheduling and other details. Conference judging is for the benefit of the 4-Hers. Parents and leaders are welcome to listen to the judge's comments; however, all discussions will be with the 4-Her.

13. If an exhibit does not qualify to show in an existing class, it may be exhibited in a class to be determined by the

Fair Association. To establish a new class, there must be at least three (3) exhibitors.

14. The Cloverbud projects will be exhibited along with other 4-H exhibits. The projects will have an indication sticker that shows they are in the Cloverbud project. They will approach and visit with the judge, however they will only receive a participation ribbon. The superintendent will inform the judge as to the Cloverbud status. If you have questions about this project, please address them to the Fair Office. Cloverbuds will not be put in classes or judged against other 4-Hers. They will receive the information from the judge on their abilities and how they can improve.

15. STATE FAIR – Exhibitors designated as State Fair Quality (purple ribbons) are eligible to be exhibited provided the exhibit meets qualifications listed in State Fair 4-H Premium lists, and there is a class for the exhibit at the State Fair.

PRE-ENTRIES FOR THE STATE FAIR ARE TO BE TURNED IN TO THE FAIR OFFICE DURING THE COUNTY FAIR. Please sign up by Monday, July 27 in the Fair Office.

All State Fair Exhibitors must be at least 9 years old as of Jan. 1, 2015. Check with the Extension Office regarding specific rules for State Fair categories.

16. Premiums for 4-H Department are: Purple: \$3.50, Blue: \$1.75, Red: \$1.25, White: \$0.75.

Department 1: 4-H Food & Food Preservation Judging – Thursday, July 23 – 10 a.m. – 2 p.m.

Superintendents: Kim Barnes, Peggy Lawrence and Amy Arensdorf

JUDGING TIMES BY CLUB

10:00 a.m. - Noon: Cunningham & Whispering Willow

Noon – 2 p.m.: Hawk, Vinita & Norwich

Judging order randomly selected based on pre-entries.

1. Read General Rules.
2. All foods must be pre-entered. Please be sure you are entered under the correct age category. (4-H age is the age as of Jan. 1, 2015.)

3. Recipes are required or entry will be lowered one ribbon value.

4. For food safety purposes, any food with custard and dairy-based fillings and frostings (ex. cream cheese), flavored oils, raw eggs, "canned" bread or cakes in a jar, cut fresh fruit or any food requiring refrigeration (ex. bacon) will not be judged. Refer to K-State Research and Extension publication 4-H 488, Judges Guide for Food and Nutrition Exhibits for more information.

5. Judging will take place on Thursday, July 23 from 10 a.m. to 2 p.m. in the South Room of the Activity Center.

6. Conference judging is for the benefit of the 4-Hers. Parents and leaders are welcome to listen to the judges' comments, however, all discussions will be with the 4-Her.

7. If the 4-Her is not present at the time of the judging, no conference will be held.

8. Open only to 4-H Foods members enrolled in the project. Members may exhibit a total of 5 entries in this department. Educational displays and gift baskets are included in the total number of maximum entries. Limit 1 gift basket per exhibitor.

9. Members may enter their choice of non-perishable food products such as any variety/type/kind/style of baked products such as (but not limited to) the following: cookie, quick bread, yeast bread, muffins, cakes, cupcakes, rolls (3 each), pies, etc. Trail mix types, snack mix, fruit leather, decorated food items, etc. are also accepted entries.

10. All baked goods must be left whole and uncut. Small items, such as cookies and rolls, should be the same shape and from the same recipe. Exhibit 3 cookies, 3 muffins, 3 bread sticks, 1 bread loaf, etc.

11. Underbaked entries will be lowered one or more ribbon placings.

12. All unfrosted cakes should be exhibited in an upright position with crust showing. The exception is for those cakes made in special designs such as bundt cakes. They should have top crust side down.

13. Any baked product that can be removed from the pan should be placed on a plate, covered cardboard or disposable container. Place in food grade plastic bag, disposable plastic containers or boxes. Space is limited for judging so use small disposable plates when possible for food exhibits. Only the exhibit is judged. The container is not judged.

14. A decorated food item must be a food item – not a decorated box or dummy form. These items will be judged on technique, stability, suitability, creativity, etc., and will not be cut unless the judge deems it necessary. Decorated special event cakes will not be accepted for exhibit at the State Fair.

15. Exhibits must be labeled with the official entry tag. Labels available at the Extension Office or at www.kansas4h.org/doc13311.ashx.

16. All food entries must be presented for judging with a recipe and the exhibitor's name. If the exhibitor does not have a recipe, they will be lowered one ribbon placing.

17. Alcohol is not allowed as an ingredient in food entries. Entries with alcohol in the recipe will be disqualified and not be judged.

18. Food Gift Package – No alcoholic beverages will be accepted. A food gift package must contain at least 3 different food items (prepared for human consumption), made by the 4-H member, in a suitable container no larger than 18"x18"x18". Prepared food items must have recipes attached with the entry. Additional homemade food items, beyond the 3 minimum or purchased items, may also be included in the gift basket. Home canned foods must follow Food Preservation Rules. Canning jars should not be used for baking per manufacturer's instructions. They could break during baking.

A. On an attached 3"x5" card, describe in 50 words or less, the purpose of your gift basket. On the back of the note card, answer these questions:

I. What is the intended use?

II. What food safety precautions have been taken during and after preparation?

III. Cost including: cost of food items, container and accessories. If you are using items on hand or that were given to you, include the approximate retail cost. You may also include any other relevant information about your gift basket costs.

19. Educational Exhibits – Exhibits may be in the form of a poster, notebook or display. Follow copyright laws as explained in the General Rules as you are preparing your exhibit. Take care to select materials that will withstand Fair conditions. No card table displays are allowed. If a poster, it must not be larger than 22"x28". Displays are not to exceed a standard commercial 3'x4' tri-fold display board. Name and county or district must be clearly marked on educational exhibits. The educational exhibit evaluation form will be provided at judging time. NOTE: A collection of recipes in a recipe box or notebook does not constitute an educational exhibit.

20. Dried foods are to be exhibited in the Food Preservation Division.

• Note: A decorated cake may be entered by 4-Her. The cake may be judged on decoration only or decoration and taste at the 4-Her's discretion. If the cake is judged by decoration only, the cake will not be eligible for Overall Grand Champion in the 4-H Foods Division. Decorated cakes are not eligible for the State Fair.

21. One Purple ribbon food item per exhibitor may be sold at the Premium Auction.

Modified Non-Perishable Food Product

Product must be modified from original recipe to nutritionally enhance the food product. Attach one – 8.5"x11" page (front and back) that includes Original Recipe, Modified Recipe, and Narrative to describe modifications made, why modifications were made and lessons learned such as nutritive value, or changes in appearance, doneness, aroma, flavor, tenderness and/or texture. Example: A standard blueberry muffin recipe that is modified to make it gluten free.

Suggested resources: *Altering Recipes for Better Health*, Purdue University:

www.extension.purdue.edu/extmedia/cfs/cfs-157-w.pdf

Altering Recipes for Good Health, Texas A&M University:
http://fcs.tamu.edu/food_and_nutrition/PDF/altering-recipes.pdf

Classes

Level I

1. For 7-9 year olds exhibitors, a non-perishable food product.
2. Educational display prepared by 7-9 year olds exhibitor.
3. Food Gift Basket prepared by 7-9 year olds exhibitor.
4. Modified non-perishable food product.

Level II

5. For 10-11 year olds exhibitors; a non-perishable food product.

6. Educational display prepared by 10-11 year olds exhibitor.

7. Food Gift Basket prepared by 10-11 year olds exhibitor.

8. Modified non-perishable food product.

Level III

9. For 12, 13 or 14 year olds exhibitors; a non-perishable food product.

10. Educational display prepared by 12-14 year olds exhibitor.

11. Food Gift Basket prepared by 12-14 year olds exhibitor

12. Modified non-perishable food product.

Level IV

13. For 15-18 year olds exhibitors; a non-perishable food product.

14. Educational display prepared by 15-18 year olds exhibitor.

15. Food Gift Basket prepared by 15-18 year olds exhibitor.

16. Modified non-perishable food product.

Food Preservation Classes

Rules

1. Exhibits must have been preserved since the member's previous year's county fair, and not have been exhibited at the previous year's state or county fair.

2. Recommended method of processing must be used. Follow guidelines in K-State Research and Extension Food Preservation publications or "USDA's Complete Guide to Home Canning"; and "So Easy to Preserve, 6th edition, Cooperative Extension Service The University of Georgia"; or "Ball Blue Book for Preserving" (2012) or later. Open kettle canning or oven canning food will not be accepted. Pickles and sweet spreads must be processed using the water bath process for the altitude of residence. Low acid products must be pressure processed properly for the altitude of residence. Refer to following K-State Research and Extension publication 4H712, "Food Safety Recommendations for Food Preservation Exhibits", MF3170 – "10 Tips for Safe Home-Canned Food", MF3172 "What's Your Elevation?" and MF3171 – "Sassy and Safe Salsa at Home" for information to help you make informed, safe food preservation exhibit decisions. **Homemade recipes or other untested recipes will be disqualified for safety reasons.**

3. Alcohol is not allowed as an ingredient in food preservation entries. Entries with alcohol in the recipe will be disqualified and not be judged.

4. Exhibit must have the complete recipe and instructions attached with the entry card, or it will be lowered one ribbon placing. Recipe must include name, recipe source, date of publication and altitude of residence.

5. Exhibits must be sealed in clear clean standard canning jars, with matching brand (use Ball lids on Ball jars or Kerr lids on Kerr jars, etc.) two piece lids. Do not add fancy padded lids, fabric over wraps or cozies interfere with the judging process and should not be used. No fancy packs unless recipe states to do so (ex. pickled and asparagus). Jars must be sealed when entered. Jelly must be in half pint or pint jar. All other products must be in pint or quart jars. Note: There are now 12

oz. and 24 oz. canning jars available. Use a pint jar canning process recommendation. Use quart jar process recommendations for 24 oz. jars. Do not use colored jars.

6. Each jar exhibited must be labeled with a uniform label placed 1" from the base of the jar. You may need to make a label using an adhesive mailing label. The label must not cover brand name of jar. The label must give: Product, Canning Method, Process Time, Pressure (psi.), date processed including month and year, Name and Club. Label templates may be found at: www.kansas4-H.org/p.aspx?tabid=48.



Classes

17. Sweet Spread (fruit and/or vegetables); One Jar

18. Fruits, Juices, Fruit Mixtures (salsa, pie filling, etc.); One Jar

19. Low Acid Vegetables (green beans, corn, etc. or vegetable mixtures); One Jar

20. Pickles (fruit and/or vegetable), Fermented Foods, Relishes and Chutney; One Jar

21. Tomato/Tomato Products, Tomato Juice and Tomato Sauces; One Jar

22. Meats; One Jar

23. Dried Foods

For Dried Foods: Place in a small canning jar. Suggested amount: 1/3 to 1/2 cup or 3 or 4 pieces per exhibit. All meat jerky must be cooked to an internal temperature of 160 degrees F before and after drying. Include recipe and directions. If dried food product is not in a canning jar, it will be lowered one ribbon rating. Jerky not heated to an internal temperature of 160 degrees F will be disqualified and not be judged. Heating information can be found in MF3173 – "Dry Meat Safety at Home."

OTHER FOODS

Department 2: Commissioner's Cookies for College Judging – Friday, July 24, 9 a.m. – North Room

Superintendent: 2015 Scholarship Recipients

1. Use a gallon jar. These may be obtained from restaurants, school cafeteria, etc. See through jars are preferred.

2. The jars may be decorated with paints or materials. Cookies must be visible through at least 50 percent of the jar and each cookie should be wrapped separately in clear plastic wrap.

3. Nine different varieties of cookies must be displayed. For example: sugar, chocolate chip, peanut butter, etc. Additionally, one cookie of each kind should be brought on a covered plate for judging (Hint: Think of a theme for types of cookies in your jar – all oatmeal, all international, all sugar-free, etc.)

4. All jars must be entered on Thursday, July 23, 4-6 p.m. in the North Room.

5. Include a total of not less than 25 cookies and all recipes. The cookies need not be uniform.

6. Every club is encouraged to participate. This is an Open Class exhibit as well.

7. Each Cookie Jar will be auctioned off at the 4-H Livestock Sale on Monday evening. All proceeds will go to the Kingman County Scholarship Fund.

8. This project is not limited to 4-H clubs. Any individual or community club or organization may make an entry for the Cookies for College competition.

9. Cookie jars do not need to reflect the Fair theme.

10. One jar will be chosen as an Endowment Jar to be sold for the purpose of building the 4-H Scholarship Program.

Department 3: 4-H Fiber Arts

Check-in, Thursday, July 23, 4-6 p.m.

Judging, Friday, July 24, 9 a.m.

Superintendents: Judy DeWeese and Patty White

1. Identification Label:

(a) Type or print on 3"x2.5" ID label: class number, county, and exhibitor's name (available from the extension office).

(b) Sew or safety pin this ID label on the corner of the article.

(c) For garments, attach ID label to the front left shoulder seam, or left side of waistbands, as if you were wearing the garment, or lower left corner of flat articles.

2. A member may enter only one exhibit in each class.

3. When articles which are normally worn as a pair are exhibited, both articles must be shown together. Fasten articles together securely with yarn.

4. Special consideration will be given to articles which are of original design. Such articles should have a note attached explaining the original design.

5. The exhibitor may attach an index card, not larger than 3"x5", with the entry form to give the judge any information which the exhibitor thinks would be helpful for the judge to know. Indicate if made from a kit. Indicated fiber content, specifically if of at least 90% wool. For quilted items, indicate who did the quilting and binding.

6. Exhibitors are expected to be enrolled in the Fiber Arts project in which they are entered when the exhibit is a sewed garment that also includes some or more Fiber Art techniques (for example, knitting, crocket, needle arts, or patchwork and quilting). The determination of what division and class in which to enter will be left up to the 4-Her.

7. All exhibits which need to be hung MUST have the appropriate hanger, rod, wire, or other mechanism attached in order to be properly displayed.

8. There are no age-specific classes in Fiber Arts. The exhibitor's age and years in the project will be considered by judges.

9. Grand & Reserve Champion will be awarded overall. Exhibitors must be at least nine (9) years old to enter the Kansas State Fair.

Classes

24. Crochet, an article, including felted articles

25. Knitting, an article made either by hand or by knitting machine, including felted items

26. Needle Arts, an article created by hand using any of the following techniques (these are each considered separate classes):

(a) embroidery and cross-stitch

(b) needlepoint

(c) candle wicking

(d) crewel

(e) lace work

(f) appliqué

27. Patchwork and Quilting, an article

28. Rug Making, an article

29. Spinning and dyeing, a skein

30. Weaving, a woven article (woven reed basket should be considered a visual arts exhibit)

31. Ethnic arts, an article

This is defined as a Fiber Art/textile technique that is associated with a specific country or culture. It is a practical skill that was developed to provide basic family needs such as apparel, home furnishings or decorations. It is also defined as a method that has been maintained throughout history and passed on to others, often by observation and example, such as batik, Swedish huck towel weaving, felted items that are not knitted or crocheted, etc. Members should attach information on the history of the ethnic fiber art, where it was used, by whom, description of technique, etc.

32. Macramé, an article

33. Other

Department 4: 4-H Clothing & Textiles Construction

Check-in – Thursday, July 23, 4-6 p.m.

Judging – Friday, July 24, 9 a.m.

Superintendents: Rita Kinsler & Darla Kerschen

Conference judging will be held in conjunction with the County Fair. Pre-entries will be due in the Extension Office by July 10. IT IS IMPORTANT THAT YOU PRE-ENTER BY THIS DATE.

1. Read General Rules.

2. Garments that have been worn must be carefully laundered and cleaned before being exhibited.

3. Label must include class, name, address, club and Fair number. A green and white 4-H label must be sewn into your garment. Labels should be about 3" x 2.5" in size and be made of a piece of cloth with permanent or laundry type marker. Can be pinned or sewn to item.

4. Place exhibits on hanger with hook toward left shoulder of garment. Attach skirts to hangers with large safety pins. A clear plastic bag with accessory items may be attached to the hanger with safety pins. If exhibit is delicate fabric and garment must be protected, place in clear plastic bag.

5. Conference judging will be held during the 4-H Fair, not in advance. This judging will be conducted on a first come, first served basis, 9-11 a.m., on Friday, July 24.

6. Judged garments are to be on exhibit during the Fair.

7. All exhibitors must submit project costs sheet.

8. A Grand and Reserve Champion will be awarded overall if quality merits.

9. Exhibitors must be at least nine (9) years old to enter the Kansas State Fair.

10. Recycled clothing project – an item made of at least 50% recycled material (recycled means reusing an existing item in a new way). Could be remaking/redesigning a garment, re-purposing a clothing item for a new use, etc. Must include sewing of some kind.

11. Limit of six (6) entries per exhibitor. Exhibitor may enter more than one (1) entry per class.

Classes

Junior Division (ages 7-9)

C1. An article, garment or outfit constructed by exhibitor

C2. Recycled clothing project (see #10. above)

C3. Miscellaneous

Intermediate Division (ages 10-13)

C4. An article, garment or outfit constructed by exhibitor

C5. Recycled clothing project (see #10. above)

C6. Miscellaneous

Senior Division (ages 14 & up)

C7. An article, garment or outfit constructed by exhibitor

C8. Recycled clothing project (see #10. above)

C9. Miscellaneous

Department 5: 4-H Fashion Revue

(Construction and Buymanship)

Judging – Tuesday, July 14, 4 p.m.,

Kingman Mennonite Church

Public Fashion Revue – Sunday, July 19, 2 p.m.,

Kingman Theatre

1. Exhibitors will model outfits and conference judge on Tuesday, July 14, 4 p.m. at the Kingman Mennonite Church.

2. Limited to one entry per class, no more than five entries (outfits) total combined, Constructed and Buymanship.

3. Exhibitors will model at a scheduled time.

4. All exhibitors must submit a 4-H Fashion Revue Scorecard and picture for each outfit.

5. Exhibitors 14 years of age and older must submit a Cost per Wear form for each outfit.

6. Ribbons and premium money will be awarded only to those exhibitors that participate in both the judging and Public Fashion Revue.

7. Only two (2) outfits will be modeled per exhibitor in the Public Revue. Please include outfit descriptions at pre-entry deadline.

8. Please bring all Fashion Revue outfits to Kingman County Activity Center on Thursday, July 23 from 4-6 p.m. to be on display during the Fair.

9. All divisions will accept non-competitive Cloverbud entries.

10. Recycled Clothing Project – An item made of at least 50% recycled material (recycled means reusing an existing item in a new way). Could be remaking/redesigning a garment, re-purposing a clothing item for a new use, etc. Must include sewing of some kind.

11. Participants must be 14 years of age (4-H age) to participate in the State Fair Fashion Revue. Other stipulations apply. See Extension Office for details.

12. A Grand and Reserve Champion will be awarded at each level if quality merits.

Constructed

Majority of the outfit must be constructed and modeled by the exhibitor who made the garment/outfit. Everything which is commonly considered an outer garment must be constructed (vest, jacket, dress, skirt, pants, coat, etc.). A sweater, blouse or shirt that is not worn as an outer garment can be purchased or made.

Constructed Garment Classes

Junior Division (ages 7-9)

C13. Single garment

C14. Outfit, 2 or more pieces

C15. Recycled Clothing Project (see #10 above)

C16. Miscellaneous

Intermediate Division (ages 10-13)

C17. Single garment

C18. Outfit, 2 or more pieces

C19. Recycled Clothing Project (see #10 above)

C20. Miscellaneous

Senior division (ages 14 & over)

C21. Single garment

C22. Outfit, 2 or more pieces

C23. Recycled Clothing Project (see #10 above)

C24. Miscellaneous

Buymanship

Majority of the outfit must be purchased (not borrowed) and modeled by the 4-H member or made by another individual for the 4-H member if the fabric and pattern were chosen by the 4-H member. Everything which is commonly considered an outer garment must be purchased by the 4-H member or constructed by another person.

Girls Buymanship Classes

Junior Division (ages 7-9)

C25. Play or Sport Outfit

C26. School/casual wear

C27. Western wear

C28. Dress outfit

C29. Formal wear

C30. Miscellaneous

Intermediate Division (ages 10-13)

C31. Play or Sport Outfit

C32. School/casual wear

C33. Western wear

C34. Dress outfit

C35. Formal wear

C36. Miscellaneous

Senior Division (ages 14 & over)

- C37. Play or Sport Outfit
- C38. School/casual wear
- C39. Western wear
- C40. Dress outfit
- C41. Formal wear
- C42. Miscellaneous

Boys Buymanship Classes

Junior Division (ages 7-9)

- C43. Play or Sport Outfit
- C44. School/casual wear
- C45. Western wear
- C46. Dress outfit
- C47. Formal wear
- C48. Miscellaneous

Intermediate Division (ages 10-13)

- C49. Play or Sport Outfit
- C50. School/casual wear
- C51. Western wear
- C52. Dress outfit
- C53. Formal wear
- C54. Miscellaneous

Senior Division (ages 14 & over)

- C55. Play or Sport Outfit
- C56. School/casual wear
- C57. Western wear
- C58. Dress outfit
- C59. Formal wear
- C60. Miscellaneous

State Fair Fashion Revue: Participants must be at least 14 years of age (4-H age) to participate. Other stipulations apply. See Extension Office staff for details.

Department 6: 4-H Home Environment

Check-in: Thursday, July 23, 4-6 p.m.

Judging: Saturday, July 25, Noon

1. Read General Rules.
2. Articles may have been used before exhibited, but if so, shall be carefully laundered or cleaned before being exhibited.
3. Labels – a label containing the name, address, age and Fair number, and class shall be made to sew or fasten near the corner or edge of each article in the exhibit.

Classes

34. Single Exhibit – An article made or refinished by the 4-H member for the home. Include explanation of how it was made, cost, pictures, pattern, etc. Describe how it fits into the color and design scheme of the room. Explanation will be considered in the total score.

35. Poster

36. Notebook. Poster or notebook may include swatches, colors, stories, photographs and project records, which detail what was accomplished this year with a given indication of long-term plans.

37. Other

LIVESTOCK GENERAL RULES

Fair Check-in and Show Rules

1. All livestock must be entered and weighed from 6:30 a.m.-10 a.m. on Thursday, July 23 of the Fair.

2. Livestock classes will not recognize breeds in market classes.

3. Animals meeting health requirements and identification guidelines may show.

4. Health Requirements: All market and breeding animals originating in Kansas do not need health papers. All steer and heifers originating from another state must be accompanied by a health certificate issued within thirty (30) days of the Fair. All heifers must have proof of calf hood vaccination. Kansas is brucellosis and tuberculosis free, no tests are required. Animal originating from another state must meet one of the requirements listed in the Kansas Animal Health Department Guidelines.

5. The use of tranquilizers to calm animals before showing will not be allowed. Animals not under control will be excused from the show ring at the discretion of the judge and superintendent.

6. Every animal entered in competition for prizes must be owned by the exhibitor.

7. The Livestock Committee, with approval of the Fair Association, reserves the right to remove from the grounds any exhibit or animal that may be falsely entered or may be deemed unsuitable or objectionable, without assigning a reason for the removal. Also, if necessary, the Fair Association will return any money already paid from entries, fees, or stalls that shall exonerate the management and the Fair from any claims made on the part of the exhibitor or purchaser.

8. In the event that the available space for livestock is filled, the Fair Association reserves the right to make any necessary changes.

9. All market animals shown at the Kingman County and 4-H Fair must have been weighed and tagged at or before the official spring weigh-in set by the Extension Office. Breeding animal information must be turned into the office by May 1. Animals that do not have their information or tags by the designated dates will not be accepted at the Fair. The Livestock Committee must approve exceptions to this rule and an Extension Agent must be present at the meeting along with the Fair Association Board.

10. All 4-H animals must have an ear tag for identification purposes. Animals may only be exhibited by the 4-Her in whose name the animal was tagged during the spring weigh-in.

11. All livestock entries and stall-pen reservation forms (including poultry, rabbit, and livestock) must be pre-entered by July 10. A late fee will be charged. No refunds will be given.

12. All market animals must have a signed medication withdrawal form at the time of entry.

13. Market animals must have all their baby (temporary) teeth and no permanent teeth may have erupted.

14. **Weight Limits**

Swine – 220 to 300 pounds

Sheep – 90 to 160 pounds

Goats – No minimum or maximum

Beef – Minimum of 1,000 pounds

15. A 3-pound allowance is allowed at weigh-in. (Example: If a hog weighs 303 pounds, it will be considered to weigh 300 pounds.) Because of the allowance, no re-weigh will be allowed.

16. Only animals falling within the weight ranges will be eligible for blue ribbons and consequently for champion.

17. Show and Sale Dress Code – Youth should wear appropriate clothing – which includes long pants, close-toed shoes, nice shirts and no ball caps.

18. Each 4-Her with livestock must complete a 4-H livestock stall card for each of their animals and hang them at their stalls.

19. All 4-Hers exhibiting livestock are required to show their own animals unless they are ill or are exhibiting two animals in the same class. Persons helping must be a Kingman County 4-Her.

Health Rules

20. Sheep and goats must be free of any signs of “sore mouth” and active fungal infection. Cattle should be free of warts, ringworm, or other active fungal infection. Animals determined by Livestock Committee members to exhibit any of the above health issues may not be permitted to show.

21. All animals must be free from infection or contagious disease. A veterinarian will be available upon call. If a question arises as to the health of an animal, the veterinarian will have final authorization of any health hazard.

Ownership and Care Rules

22. All exhibits must be the result of the exhibitor’s current 4-H project and products of the exhibitor’s own efforts.

23. The only assistance a youth may receive at the Fair during the grooming or showing of an animal is from his or her parents or another Kingman County 4-Her. The 4-Her will be given one warning and if necessary, will be disqualified (at the discretion of the Livestock Committee, Extension Agent and the Fair Association Board.) They may receive advice from anyone.

24. Exhibitors must accompany their exhibits or provide suitable means for caring for them at all times during the Fair. They must bring their own feed and equipment needed at the Fair and must remove all litter from their stalls or pens at the close for the Fair. Failure to do so may result in the loss of premium and sale check.

25. To qualify to show a specie at the Kansas State Fair, a 4-Her must exhibit that specie at the Kingman County Fair and be at least 9 years of age. To show at the Kansas Junior Livestock Show, a 4-Her must exhibit that specie at the Kingman County Fair and be at least 7 years of age as of January 1.

26. All livestock exhibitors and at least one parent or guardian are encouraged to attend the educational meeting that will be held at the fairground cleanup the Monday before the Fair begins.

27. Livestock Learners may exhibit livestock (excluding steers and heifers); however, parents claim full responsibility for the youth and their animals. Also, each learner should have a mentor that has at least three (3) years of experience in their project area.

28. A quorum of the Fair Board Association, along with three (3) members of the Livestock Committee, will be the ones to resolve any livestock problems.

Auction Rules

1. Animals must be between the minimum and maximum weight ranges to be eligible to sell in the premium sale.

2. Lightweight and heavyweight animals cannot be in the 4-H Premium Sale. Heavyweight hogs can be floored; lightweight hogs must be taken home.

3. Exhibitors should be present to sell in the Premium Sale.

4. Exhibitors must complete an “intent to sell” card for the market animal that they plan to sell in the premium auction. The card must be filled out completely and correctly and turned into the fair office by 1 p.m. on Sunday of the fair. If the sale sheet is not turned in by 4 p.m., the animal is not eligible to sell in the premium sale.

5. Premium check may be picked up at the Extension Office approximately two (2) weeks after the day of the sale.

6. 4-Hers must present a thank-you note for their buyer to the Extension Office staff before receiving their check. (If you do not have a thank-you note, you will not receive your premium money.)

7. Exception to any livestock sale rule must be presented to the livestock committee. If three of the committee members agree, the change will be recommended to the Fair Association for action.

8. All female breeding species will be allowed to go through the premium auction. They will go through immediately after their respective market species. For example, market swine will go through followed by breeding swine, market lambs followed by breeding lambs. The animal that enters the auction will be considered terminal. Market animals will still follow the same terminal rules that are currently in place. For breeding species, they will not be allowed to be re-shown at any other event. Breeding species must be declared at the spring weigh-in and must possess a unique identifier such as a tattoo or ear tag.

9. Each exhibitor will still be allowed to enter only 1 item into the premium auction. This includes all species and purple ribbon foods.

Specific Species Rules

Beef

1. This is a no-fit show. The use of adhesives, glue, paint or powder is not allowed.

2. Market Heifers – These heifers will be shown as a market animal destined for slaughter and will follow the same rules as

the steers. They will show in their own class and they compete with steers for Champion Market Beef.

3. Heifers must have been born after January 1 of the previous year.

Bucket Calf

1. Exhibitors must be 12 years of age or younger as of January 1 of current year.

2. Calf must have been fed and cared for by the 4-H member.

3. Dairy and beef will be judged together.

4. Judging will be based on cleanliness, general health, knowledge and showmanship of the calf.

5. Bucket calves should be born no later than May 1.

6. These cattle are not eligible for the sale.

2nd Year Bucket Calf

1. Calf must be a 2nd year bucket calf. The calf must have been exhibited the previous year as a bucket calf.

2. There will be separate classes for steers and heifers.

3. These cattle are not eligible for the sale.

Swine

1. Gilts must be born between Jan. 1 and March 31 of the current year.

2. Market gilts or barrows may be shown as Market Hogs. A gilt shown as a breeding gilt may not show in the market class.

3. Any pig with an obvious abscess or open wound will not be allowed to enter the 4-H Premium Sale.

4. Market hogs farrowed before Jan. 1 of the current year are not eligible to compete.

Sheep

1. Lambs with tails will not be accepted.

2. Market lambs born prior to January 1 of the current year are not eligible to compete.

3. All market and breeding sheep must be identified with an official USDA scrapies tag.

4. All market lambs and commercial ewes must be "slick shorn", above the knee and hock joints, including the head, before arrival on the grounds. A maximum of 0.2 inch of wool is permitted. Touch up clipping will be allowed in designated areas. No artificial coloring or use of adhesives is allowed on market lambs.

Goats

1. Market animals can be wethers or does.

2. Exhibitors may use a collar, a collar with a short lead, or a halter when showing. Medium/3mm or smaller pinch collars will be allowed.

3. Goats must be shown with all four feet on the ground.

Livestock Specific Rules

All members in Departments 7-13 are required to show their own stock unless they are ill or exhibiting two animals in the same class. Person helping must be a Kingman County 4-Her.

Exhibitors must furnish all feed and equipment needed at the Fair and they MUST REMOVE ALL LITTER FROM THEIR STALL OR PENS AT THE CLOSE OF THE FAIR AND PLACE IN DESIGNATED AREAS. Failure to do so may result in loss of premium and sale check.

Department 7: 4-H Poultry

No poultry will be shown during the 2015 Fair due to Kansas Department of Agriculture's Stop Movement order on all poultry events for the 2015 calendar year.

Department 8: 4-H Rabbits

Check-in – Friday, July 24, 8 a.m.-Noon

Judging – Saturday, July 25, 10 a.m.

Showmanship – Immediately following fur judging

Superintendent: Michelle Gumble

Jr. Superintendent: Tyler McAndrew

1. Read General Rules.

2. All exhibits must have tattoo in left ear. Cards must be properly marked with Fair number and breed of animal.

3. Exhibitors must furnish the feed. Exhibit pens will be available.

4. Colored and white fur entries must be made from rabbits that are entered in the regular breed classes.

5. Each exhibitor is limited to 6 entries.

6. ALL EXHIBITORS OF RABBITS SHOULD BE ON HAND WHEN THE RABBITS ARE JUDGED. Exhibitors should bring their rabbits to the judging table.

7. Breed classes only may be broken down further at the discretion of the judge and superintendent.

8. Mixed breed rabbit classes are limited to 1st and 2nd year rabbit members (no mixed breed classes at the State Fair.)

9. All exhibits must be checked in on Friday between 8 a.m. and 10 a.m.

10. Classes will be judged by breed of rabbit and will be broken down into breed categories after entries are received on Friday.

11. All exhibits must be the result of the exhibitor's current 4-H project and products of the exhibitor's own efforts.

12. Do not drop-off animals prior to check-in on Friday, July 24, 8 a.m.-Noon.

Pre-Junior (Under 3 months). Classes only available in the following breeds; Beveren, Californian, Champagne, D'Argent, Checkered Giant, American Chinchilla, Giant Chinchilla, Cinnamon, Crème D'Argent, Hotot, New Zealand, Palomino, and Satin.

Juniors (Under 6 months).

Intermediate (6-8 months). Classes only available in the following breeds: American, Giant Angara, Beveren, Californian, Champagne, D'Argent, Flemish Giant, Hotot, English Lop, French Lop, New Zealand, Palomino, Satin and Silver Fox.

Senior (6 months of age or over). For breeds other than those listed having intermediate classes, eight months of age or over for breeds having intermediate classes.

Breeding Classes

38. Senior Buck

39. Senior Doe

40. Intermediate Buck

41. Intermediate Doe

42. Junior Buck

- 43. Junior Doe
- 44. Pre-Junior Buck
- 45 Pre-Junior Doe
- 46. Meat Pen

Fur Classes

- 47. Normal White
- 48. Normal Fur
- 49. White Satin Fur
- 50. Color Satin Fur
- 51. Rex Fur
- 52. Colored Rex Fur
- 53. White Wool
- 54. Colored Wool

Showmanship

- 55. Senior Showmanship (14 & Up)
- 56. Intermediate Showmanship (10-13)
- 57. Junior Showmanship (7-9)

Department 9: 4-H Beef

Show – Saturday, July 25, 8 a.m. - Indoor Arena

Show order: Heifers, Steers, Dairy, Bucket Calf

Superintendents: John Meng & Corey Krehbiel

- 1. Read General Rules.
- 2. The classifications for judging beef steers will be based upon weight. An exception will be made for dairy-beef exhibits, which will be shown in a separate class.
- 3. This is a No-Fit show.
- 4. The use of adhesive, glue, paint or powder products is not allowed.
- 5. All Market steers must have been weighed and tagged with an official Kansas 4-H ear tag at county weigh-in.

Class

- 58a. Market Steer
- 58b. Market Heifer

Showmanship

- 59. Senior (14 & over)
- 60. Intermediate (10-13)
- 61. Junior (7-9)

Breeding Heifer Classes

- 62. Registered Angus Heifer
- 63. Registered Charolais Heifer
- 64. Commercial Heifer
- 65. Heifer Class
- 66. Cow/Calf Pairs

Bucket Calf

Consultation Judging – Saturday, July 25, Noon

Show: Immediately following consultation

Indoor Arena

Superintendent: Scott Sparks

- 1. Read General Rules.
- 2. Exhibitors must be 12 years of age or younger.
- 3. Calf must have been bucket fed and cared for by 4-H member.
- 4. Dairy and beef will be judged together.
- 5. Judging will be based on the cleanliness, general health, grooming, knowledge and showmanship of the calf.

- 6. Judge will visit with exhibitor prior to the show.
- 7. Bucket calves should be born no later than May 1.
- 8. No show stick for 7-9 year olds.
- 9. No clipping of any calves for 7-9 year olds; 10-12 year olds may clip calves. Judges may award blue and red ribbons.

Classes

67. Bucket Calf

2nd Year Bucket Calf

- 1. Read General Rules.
- 2. Calf must be a second year bucket calf. The calf must have been exhibited the previous year as a bucket calf.
- 3. There will be separate classes for steers and heifers.
- 4. These cattle are not eligible for the sale.

Classes

- 68a. 2nd Year Bucket Calf Steers
- 68b. 2nd Year Bucket Calf Heifers

Department 10: 4-H Dairy

- 1. Read General Rules for 4-H Livestock.
- 2. Ownership must be prior to May 1 of current year and transfer to registration papers completed prior to July 1.
- 3. In case the number of entries justify, as determined by the superintendent or judges, the Yearling Heifer Class may be divided into Junior and Senior Heifers, and the Cow class into two-year olds and three-year olds or over.
- 4. Recognized breeds are Jersey, Guernsey, Ayrshire, Holstein, Brown Swiss and Milking Shorthorn. Be sure to list breed and class on entry card.

Classes

- 69. Fitting and Showing (13 years & under)
- 70. Fitting and Showing (14 years & over)
- 71. Heifer
- 72. Junior Yearling Heifer
- 73. Senior Yearling Heifer
- 74. Cow (2-3 years old)
- 75. Cow (4 years & over)

Department 11: 4-H Swine

Show – Friday, July 24, 7:30 a.m.

Outdoor Livestock Arena

Superintendents: Joe Hill & Jason Belt

- 1. Read General Fair Rules and General Rules for 4-H Livestock.
- 2. All gilts must be born between Jan. 1 and March 31 of the current year.
- 3. Market gilts or barrows may show in class 86 Market Hog. A gilt shown as breeding gilt may not show again in the market class.
- 4. Market classes will be divided by weight so that each class will have a sufficient number.
- 5. Any pig with an obvious abscess or open (unhealed) wound will not be allowed to enter the 4-H Livestock Sale.
- 6. Lightweight and heavyweight hogs cannot enter the 4-H Livestock Sale. Heavyweight hogs can be floored. Lightweight hogs must be taken home.
- 7. Gilts entered in breeding classes cannot be floored.

8. Market hogs farrowed before Jan. 1 of current year are not eligible to compete.

Classes

- 76. Market Hog
- 77. Breeding Gilt

Showmanship

- 78. Senior (14 years and over)
- 79. Intermediate (10-13)
- 80. Junior (7-9)

Department 12: 4-H Sheep

Show – Thursday, July 23, 5:30 p.m.

Outdoor Livestock Arena

Superintendents: Cami McAndrew & Cindy Belt

1. Read General Fair Rules and General Rules for 4-H Livestock.
2. Market classes will be divided by weight.
3. Lambs with tails will not be accepted.
4. Market lambs born prior to Jan. 1 of the current year are not eligible to compete.
5. All sheep must be identified with an official USDA scrapies tag.

Classes

- 81. Market Lambs
- 82. Breeding Lamb
- 83. Yearling Ewe

Showmanship

- 84. Senior (14 years & over)
- 85. Intermediate (10-13)
- 86. Junior (7-9)

Department 13: 4-H Goats

Judging – Thursday, July 23, 5:30 p.m.

Outdoor Livestock Arena

Superintendents: Levi McBeth

1. Read General Fair Rules and General Rules for 4-H Livestock.
2. Market classes will be divided by weight.
3. Judging will be based upon the animal's confirmation, general appearance, muscle and condition.
4. Market animals can be wethers or does.
5. Goats must be shown with all four feet on the ground. Exhibitors may use a collar, a collar with a short lead, or halter when showing. Medium/3mm or smaller pinch collars will be allowed.

Classes

- 87. Market Goat (less than 1 year old)
- 88a. Does (6 months & younger)
- 88b. Does (6-12 months)
- 88c. Does (12 months & older)

Showmanship

- 89. Senior (14 years and over)
- 90. Intermediate (10-13)
- 91. Junior (7-9)

OTHER CONTESTS

4-H Rate of Gain Contest

All market animals weighed at official Spring Weigh-ins are automatically entered in the Rate of Gain contest for each species. Weight taken at the County Fair will be used to determine final weight. The rate of gain will be calculated as the difference between the final weight and spring weight divided by the number of days between weigh-in dates.

Swine ROG will not be held due to the PED virus.

4-H Round Robin Showmanship Contest

Sunday, July 26, 3 p.m.

Outdoor and Indoor Arena

Top two BLUE RIBBON individuals in Junior, Intermediate and Senior Showmanship in Beef, Sheep, Goat, Swine and Horse will compete in the contest. Judges will rank contestants in each species; rankings will be combined to determine winners. In case of a tie, judges will determine the winner. Specific rules stated previously.

Department 14: 4-H Herdsmanship Award

Beef, Sheep, Swine, Bucket Calf & Goat

See Fair Schedule for Judging Times

The Herdsmanship Awards should be held in high regard. The following are requirements to be considered for the award:

1. 4-Her takes part in the fairground clean up.
2. 4-Her displays an educational display about their project near the area the animal is stalled.
3. 4-Her participates in showmanship.
4. 4-Her takes part in an interview with the herdsman-ship judge about their project. The Herdsmanship interview times are listed in the Fair Schedule. Each 4-Her will have an opportunity to visit with the herdsman-ship judge at some time during the Fair. The 4-Her will not know which day they will visit with the judge until that day. There will be a draw sheet posted in each of the livestock areas by 8:30 a.m. each morning. If your name is on the draw sheet the judge will be looking to visit with you during that designated time on the respective day. It is possible your name could be drawn all three days if you have three species of animals at the Fair. i.e. — Joe Cool's name is on the draw list. He should be around his animal when the judge comes through that day. -If the judge stops at his stall/pen he should approach the judge and introduce himself and the judge will proceed with the short interview.

Barn to Barn Competition

Herdsmanship winners will be determined as the group of 4Hers who best cared for their species' barn during the fair. Judging will take place throughout the fair with emphasis on how the barn is presented just prior to the

evening events scheduled during the fair. Members of the Fair Board should be invited to stroll through the barns for a chance to see how well each barn is readied, for visitors. Fair Board members will determine the winner of the Barn to Barn Competition, by turning into the fair office a rank of 1 to 5 of the barns (beef, bucket calves, goats, sheep, swine) - 1 for the best presented barn and 5 for the barn needing the most improvement. Evaluations by Fair Board members can take place multiple times throughout the fair.

All participating livestock kids will be treated to ice cream floats served during the tabulation of the Round Robin Competition. The winning barn will be served first and receive an additional prize for their efforts. The winning barn will also be recognized at the Premium Auction as being the group of 4-Hers who best cared for and best presented their livestock barns during the fair. Recognition should be made before their species group sells.

Barns not meeting the 4 requirements as listed above (fairground clean up, display, showmanship, interview) will not be eligible to win the Barn to Barn Competition. 4Hers are encouraged to work together and help the – group best present their species. *Bucket calves are not required to participate in showmanship since there is no showmanship offered.

Individual Recognition

Top individual for each age group junior (7-9), intermediate (10-13), and senior(14+) will be recognized.

Individual recognition will be determined by nomination process. Each family in the respective barns will be able to nominate one 4-Her per age group, excluding a nomination from their own family. Observation of 4-Hers Herdsmanship effort should begin the night of the fairgrounds cleanup and continue throughout the fair. Nominations are due to the superintendents by Sunday evening which can be dropped off in the fair office.

Nominations should reflect 4-Hers who best cared for the area and appearance of their animals(s) during the fair.

Families are encouraged to interview the 4-Hers about the information included on their educational display. Nominations should reflect the impression given by the 4-Her as they discuss their display.

Nominations should also consider the 4-Hers who best contributes to a friendly, welcoming, helpful, environment in the barn.

A winning nomination will have to meet the 4 requirements as listed above (fairground clean up, display,

showmanship, interview). *Bucket calves are not required to participate in showmanship since there is no showmanship offered. In the case of ties, the nominee with the better interview score by the herdsmanship judge will be the winner. Individual winners will be awarded show equipment.

Department 15: 4-H Horse

Judging – Saturday, July 18

**5:30 p.m. Registration & Entries • 6 p.m. Show Starts
Indoor Arena**

Superintendents: Jamie Belt and Cindy Belt

• Note: This event is not an official Kingman County Fair Show, but the following rules apply.

1. Read General Rules and Livestock Rules.
 - A.) Any exhibitor may receive premiums for one top-placing in the Halter class: one top-placing in Showmanship; and two other top-placing in performance and timed events. An exhibitor may enter in more than four classes, but will receive only ribbons for such performance.
2. Each horse exhibited must be owned and/or managed according to the following:
 - A.) You may own the horse yourself, lease, or use a family owned horse. In any case, you must manage the horse at least 75% of the time during the course of the project year.
 - B.) Horse can only be ridden once per class.
3. To be eligible to exhibit any horse, you must have properly identified each horse with a “4-H Identification Certificate” and submit it to the County Extension Office on or before May 1 of the current 4-H year.
4. Requirements and Patterns outlined in the 4-H pamphlet, “Handbook for the Kansas 4-H Horse Shows and Events” (4-H 400) will be followed.
5. Exhibitors may stall their horses overnight on the fairgrounds, if box stalls are available. Horses need to be exercised in appropriate places.
6. All horses are shown at owner’s risk.
7. The age of the colt is determined as Jan. 1, in the year a colt is born.
8. Stallions may be exhibited only in weanling halter class.
9. Each exhibitor is only allowed one entry per class.
10. Qualifications for State Fair: Performance classes, a blue ribbon at a District 4-H Horse Show; and if horse is two or more, must have qualified at District – no weanlings.
11. Dress
 - A.) Long pants and long-sleeve shirt or blouse must be worn. Pants, shirts, and blouses may vary in color. Extremes of style and/or color, while permissible, are not representative of western attire and do not allow the exhibitor to be presented in a professional manner. In no instance shall “fancy” attire count over a nice, neat, workman-like appearance.

B.) Participants must wear a western hat and it should stay on during the class. Hats are optional only on timed events. If a rider elects to wear a hat in timed events, it must stay on. If the hat is lost, a two-second penalty will be assessed to the final time. Caps are not permitted.

C.) Western boots are required in all western events.

D.) The use of gloves, ties, spurs and chaps shall be optional.

12. Champion and Reserve Champion will be selected in halter classes. The champions will compete for Grand and Reserve Champion Halter class horse. No champion selected in performance class.

13. Showmanship – All exhibitors are encouraged to enter showmanship class to be held at the start of the show, refer to rule 1.

14. Timed events – Participants not completing the course will receive last place ribbon. All Around Awards – Each Age Group, 6 and under, 7-9, 10-13, 14-18.

Class List

1. Weanlings at Halter
2. Yearlings at Halter
3. 2 year old at Halter
4. 3 year old at Halter
5. 4 and over Mares at Halter
6. 4 and over Geldings at Halter

Grand and Reserve Mare and Gelding

7. Showmanship (Age 14-18)
8. Showmanship (Age 10-13)
9. Showmanship (Age 7-9)
10. Showmanship (Age 6 & under)
11. Leadline (Age 6 & under)
12. Western Pleasure (Age 14-18)
13. Western Pleasure (Age 10-13)
14. Western Horsemanship (Age 7-9)
15. Western Horsemanship (Age 6 & under)
16. Command Class (Age 18 & under)
17. Pole Bending (Age 14-18)
18. Pole Bending (Age 10-13)
19. Pole Bending (Age 7-9)
20. Pole Bending (Age 6 & under)
21. Barrel Racing (Age 14-18)
22. Barrel Racing (Age 10-13)
23. Barrel Racing (Age 7-9)
24. Barrel Racing (Age 6 & under)
25. Flag Race (Age 14-18)
26. Flag Race (Age 10-13)
27. Flag Race (Age 7-9)
28. Flag Race (Age 6 & under)

Show Rules

1. Current Negative Coggins Test is required. Horse must have current year 4-H ID papers.

2. The handbook for 4-H Horse Shows and events will be used. State 4-H dress code will be enforced.

3. Horse ID Certificates: ID Certificates do not need to be brought to this show, but must have been turned in May 1st on any horse shown.

4. All-Around Awards in each division for Performance and Timed Events

5. Only Kingman County 4-Hers will be eligible for the Round Robin Competition at the County Fair.

Department 16: 4-H Crops, Horticulture & Honey

Check-in: 7:30 am. – Noon, Friday, July 24

Judging: 2 p.m., Friday, July 24

Superintendents: Cami McAndrew & Chari Michael

1. Exhibits in their division need not be mature. Effort should be made, however, to select as mature entries as possible.

2. All exhibits must be properly labeled and be on paper plates. List name of variety on entry card.

3. List variety name on exhibit tag.

Note: To help promote the freshest product possible for judging, check-in and judging times have been changed.

Classes

92. Wheat (1 gallon in wide mouth jar)
93. Oats (1 gallon in wide mouth jar)
94. Barley (1 gallon in wide mouth jar)
95. Grain Sorghums (10 heads)
96. Forage Sorghums (10 heads)
97. Corn (10 ears)
98. Alfalfa Hay (either normal or small 1-ft cubic bale)
99. Other
100. Garden Display. Limited to four square feet of space.

Exhibit consists of any 5 different fresh vegetables regardless of size category. Canned vegetables are not acceptable. Only 1 variety of a specific vegetable may be exhibited.

Display should be exhibited in a tray, basket or container. The number of individual vegetables is as follows:

- Large Vegetables (ex.)
(1 each) Watermelon, Squash, Pumpkin, Eggplant, Cabbage, Potatoes, Cantaloupe
- Medium Vegetables (ex.)
(5 each) Cucumbers, Peppers, Tomatoes, Parsnips, Carrots, Okra, Beets, Irish Potatoes, Onion, Sweet Potatoes

If small fresh vegetables, such as green beans, are used as 1 of the 5 different vegetables, a dozen is suggested.

- Small Vegetables
(12 each) Green Snap Beans, Wax Beans, English Peas, Radishes or other similar sized vegetables
- Small Fruits
(one half-pint box) Strawberries, Blackberries, Raspberries or other similar sized fruits
- Tree Fruits
(5 each) Apples, Pears, Peaches or similar sized fruits
- Grapes (two bunches)

4-H Horticulture

1. Read General Rules.
2. All exhibits must be properly labeled with class, name of exhibitors, Fair number, club and address.
3. Place entry on plate with entry card. Large items may have entry card attached by string or tape.
4. 4-Hers may exhibit up to 4 exhibits of fruits and/or vegetables and up to 4 floral exhibits.

Individual Vegetable Exhibit Classes

101. Small Vegetable Specimen Plate (12). Example: green snap beans, yellow wax beans, radishes or other small vegetables.
102. Medium Vegetable Specimen Plate (5). Example: cucumbers, cherry tomatoes, tomatoes, beets, white onions, yellow onions, red potatoes, white or Russet potatoes, carrots, mini pumpkins, decorative gourds or other medium-sized vegetables.
103. Large Vegetable Specimen (1). Example: watermelon, summer squash, winter squash, large type pumpkin, eggplant, cabbage, cantaloupe or other large vegetables.
104. Fresh Culinary Herbs (6). Should be displayed in disposable water container. Dried herbs not accepted.
105. Tree Fruits (5). Example: apples, pears, peaches, etc.
106. Grapes (plate of two bunches)

Science in Horticulture

107. Plant Propagation Exhibit
108. Other Scientific Exhibit (plant response to light, fertilizer, etc.)

Landscaping with Horticulture

109. Best Bouquet of Flowers
110. Perennial Garden, Flower, Cut Specimen, Single Stem
111. Perennial Garden, Flower, Cut Specimen, Multiple Stems
112. Fresh Flower Arrangement
113. Dried Flower Arrangement – no fabric or plastic material allowed

Note: It is recommended that flowers and arrangements be in disposable containers (single stems in pop bottles or disposable bottles.) Mark with your name on the container. Potted plants not accepted. Items should be grown, not purchased.

114. Plan for House and Grounds. Planned improvement drawn to scale (before and after pictures may be included to show progress).

Honey

115. Bulk Honey – 1 standard extraction frame. Section of comb is not acceptable (wrap in cellophane)
116. Extracted Honey – 3 standard 1 pound honey jars
117. Other Honey Related Exhibit

**Department 17: 4-H Miscellaneous
& Organized Project Exhibits**
Check-in – Thursday, July 23, 4-6 p.m.
Judging – Saturday, July 25, Noon

Family Studies, Forestry, Citizenship, Reading, Recreation, Safety, Health, Horseless Horse, Bicycle Safety and Care,

Leadership, Veterinary Science, Public Speaking, Self-Determined, Tractor, Wildlife, Computer, Home Environment, Plant Science, ATV Safety, Individual and Community Resource Projects, Performing Arts, Pets, Dog, Shooting Sports, etc.

Classes

118. Poster Relating to Project
119. Educational Display

Educational Display Rules

1. Read General Rules.
2. 4-Her must be enrolled in project.
3. A member may make only 1 entry in the educational display division.
4. Exhibits in this division are open to educational or creative displays. Follow copyright law as you are preparing your exhibit. Take care to select materials to withstand County and State Fair conditions. No card table exhibits are allowed. If exhibit is a poster, it must not be larger than 22"x28". Displays are not to exceed standard commercial 3'x4' tri-fold display board.
5. Exhibitors must comply with state and federal laws and Kingman County Fair Management policies. No "live" ammunition or explosive powders may be used in the display. Artistic substitutes must be used in lieu of powder or "live" ammunition. Please remember that neither the Kingman County Fair Board nor the Department of Youth and Development, Kansas State University and Extension are liable for the loss or damage of any personal property included as part of your display.

6. Name, county, age and year in project should be in a prominent location on the exhibit.

7. Displays should be judged on the following points:
 - Stopping Power 15 points
Is the main idea specific? Is the idea presented clearly, simply, forcefully?
 - Interest Holding Power 15 points
Does the exhibit give the observer additional facts in a clear, concise, informative way?
 - 4-H Project Application 15 points
Is the subject matter in an effective show case?
 - Mechanical Power 5 points
Correct letter size, pleasing color combination, appropriate symbols and models?
 - Personal Growth..... 25 points
How much knowledge was gained by exhibitor?
Enthusiasm shown?
 - Educational Value 25 points
Knowledge shared?

4-H Books

120. 4-H Secretary Book
121. 4-H Reporter's Notebook
122. 4-H Leadership Notebook
123. 4-H Club Scrapbook
124. Miscellaneous Class

Department 18: 4-H Banner Exhibit
Hanging – Thursday, July 23, 4-6 p.m.
Judging – Saturday, July 25, Noon
Superintendent: Patty White

1. Each 4-H Club has been given the opportunity to enter a banner.
2. Banners should be displayed by noon on Friday. Banners should be the product of the members of the local club with a minimum of supervision from adults.
3. Basis of Award:

Education Value	40%
Interest & Originality	20%
Appearance	20%
Quality of Display	20%
4. Each banner should illustrate a phase of 4-H work which is being practiced by 4-H youth or promote 4-H generally.
5. Banners are 2-dimensional display, depicting 1 idea. Guidelines are listed below.
6. Dimensions are to be no less than 12 sq. feet and no more than 16 sq. feet, with no side less than 3 feet.
7. Banners must be hung on a rod strong enough to support the banner. On each end of the dowel rod there must be a 6-inch long chain with an “S” hook on the end.
8. Banners should be made of non-flammable material that permits the banner to be folded or rolled without damaging the display. Objects may not be attached to the front of the banner.
9. Attach a label to the front lower left-hand corner of the banner (as you face it), giving the name of club and county. Lettering should be 2 inches in height.
10. Banners will be picked up by the Extension Office for display
11. Banner cannot contain copyright material (for example: Precious Moments, Spiderman, Uncle Sam, etc.)
12. Banner details and design must extend no more than ¼” from the surface.
13. Any banner not following these specifications may still be displayed, but not judged.

Class

125. 4-H Banner

Department 19: 4-H Entomology (Insects)
Check-in – Thursday, July 23, 4-6 p.m.
Judging – Saturday, July 25, Noon

A 4-H member may exhibit in the ENTOMOLOGY COLLECTION, ENTOMOLOGY NOTEBOOK and/or EDUCATIONAL DISPLAY classes in the Beginning, Intermediate or Advanced phase in which they enroll.

COLLECTION CLASSES

General Guidelines

1. All entries should be submitted in an 18 x 24 x 3.5 inch wooden display box with a clear plastic top. Boxes can be handmade or purchased as long as they are of the correct size and do not have a glass top.
2. Identification should follow the taxonomy included in www.bugguide.net.
3. Each exhibitor is required to identify each box by placing

an identification label bearing exhibitor's name, county or district and the class. One label goes in the upper left corner of the box (inside) and the other on the lower right corner of the box (outside). Arrange specimens in the box so it can be displayed lengthwise.

4. The number of orders, specimens (and families where required) must be included on the exhibitor's box identification label. Only adult specimens can be used in collection boxes.
5. Arrangement of specimens: The preferred method is to arrange the insects in groups or rows parallel to the short sides of the box. Arrangements that run lengthwise of the box are frequently downgraded in judging. Specimens are to be arranged by Order in the box, then family where required.
6. For each collection class, two labels will be centered on the pin beneath each specimen. First (closest to the specimen) is the common name label and the second label should include date/locality. Full county name, state abbreviation and collector name on the second label are encouraged for 2015 and will be required in 2016. The specimens should be collected by the exhibitor and should focus on Kansas and neighboring states. Other specimens from the continental United States may be included as long as properly labeled.
7. Emphasis in judging will be placed on the overall variety of insects represented in the collection, accuracy of identification, skill and technique acquired in mounting of specimens, and overall arrangement and appearance of the collection.
8. Specimens of soft bodied insects such as aphids, lice, termites, etc. should be exhibited in alcohol filled vials; however, the use of alcohol filled vials should be limited to only those specimens that lose their shape when pinned, since the vials pose a significant hazard to the rest of the collection if they become loose in transit.

126. BEGINNING I ENTOMOLOGY COLLECTION
 Display in one standard box a minimum of 50 and maximum of 125 species representing at least 7 orders. Follow the general guidelines listed for Collections. Members can exhibit in this class a maximum of 3 years, or until they receive a purple ribbon at the Kansas State Fair, whichever comes first.

127. BEGINNING II ENTOMOLOGY COLLECTION
 Display in one standard box a minimum of 75 and maximum of 150 species representing at least 9 orders. Follow the general guidelines listed for Collections. Members can exhibit in this class a maximum of 3 years, or until they receive a purple ribbon at the Kansas State Fair, whichever comes first.

128. INTERMEDIATE ENTOMOLOGY COLLECTION
 Display a minimum of 100 and a maximum of 300 species representing at least 10 orders. Two standard boxes can be used. Follow the general guidelines listed for Collections. In addition, family identification is required for all insects in any two of the following six orders: orders of Orthoptera, Hemiptera, Odonata, Coleoptera, Diptera, and/or Hymenoptera. Members can exhibit in this class a maximum of 3 years.

129. ADVANCED ENTOMOLOGY COLLECTION
 Display a minimum of 150 and a maximum of 450 species representing at least 12 orders. Three standard boxes can be used. Follow the general guidelines listed for Collections. Family identification is required for all insects belonging to the six basic orders as outlined under the Intermediate phase. Family identification of insects in the remaining orders is optional, but desirable as long as accuracy is maintained. All butterflies appearing in the collection should be labeled with the correct common name. Members may continue to exhibit in this class for an unrestricted number of years as long as they remain eligible for 4-H membership.

NOTEBOOK CLASSES

General Guidelines

1. Individual entries are to be placed for display in a three-ring notebook for competition.
2. Identification should follow the taxonomy included in www.bugguide.net.
3. Each exhibitor is required to identify the notebook by placing a Title Page in the front of the notebook bearing the exhibitor's name, county or district and class. The number of orders, specimens and families (required in Intermediate and Advanced classes) must also be included on the Title Page.
4. Species pages should be grouped according to order and should include one page per species.
5. Date, common name, full county name, state abbreviation and collector name should be included for each species.
6. If picture is taken on different dates/localities include information for both. A statement describing the host plant/habitat should be included.
7. A divider page is to be placed in front of each order of insects with the order name printed on the tab for the page and also on the front of the divider page.
8. For the Intermediate and Advanced classes, insects are also to be grouped by family behind each order divider.
9. List on a sheet of paper how many years you have been in this division of the project and what you did this year to improve your project if you have been in for more than one year. Place the paper just behind the Title Page in the front of your notebook.

130. BEGINNING I ENTOMOLOGY NOTEBOOK

Display a minimum of 10 and a maximum of 30 insect species representing at least six different orders. Follow the general guidelines listed for Notebooks. A 4-Her may exhibit in this class for a maximum of two years.

131. BEGINNING II ENTOMOLOGY NOTEBOOK

Display a minimum of 30 and a maximum of 60 insect species representing at least seven different orders. Follow the general guidelines listed for all Notebooks. A 4-Her may exhibit in this class for a maximum of three years.

132. INTERMEDIATE ENTOMOLOGY NOTEBOOK

Display a minimum of 60 and a maximum of 100 species representing at least nine orders. Follow the general guidelines listed for Notebooks. Pictures in any two of the following six orders should be identified to family: Orthoptera, Hemiptera, Odonata Coleoptera, Diptera, and/or Hymenoptera. A 4-Her may exhibit in this class for a maximum of three years.

133. ADVANCED ENTOMOLOGY NOTEBOOK

Display a minimum of 100 and a maximum of 200 species representing at least twelve orders. Follow the general rules listed for Notebooks. In addition, family identification is required for all insects in the following six orders: Orthoptera, Hemiptera, Odonata, Coleoptera, Diptera, and Hymenoptera. Family identification in the remaining orders is optional, but desirable as long as accuracy is maintained. Members may continue to exhibit in this class for an unrestricted number of years as long as they remain eligible for 4-H membership.

EDUCATIONAL DISPLAY CLASSES

General Guidelines

1. All entries should be submitted in an 18 x 24 x 3.5 inch wooden display box with a clear plastic top. Boxes can be handmade

or purchased as long as they are of the correct size and do not have a glass top.

2. Information on numbers and kinds of insects is not needed for educational exhibits.
3. Displays may consist of specialized groups of insects or their close relatives, or relate to any aspect of their behavior, biology or ecology.
4. Displays should be presented in a clear, concise, and interesting manner.
5. Displays should include only work performed during the current year.
6. Title of the exhibit should be indicated inside the box.
7. The purpose of the project is to learn more about the importance, life cycles, biology, ecology, diversity, etc. of insects and related arthropods. Subject matter can be as varied as the animals themselves.
8. Creativity is encouraged!

134. BEGINNING EDUCATIONAL DISPLAY

A 4-Her may enroll in this class if enrolled in Beginning I or II Collection/Notebook classes or up to the age of 12. Follow the general rules listed for the Educational displays.

135. INTERMEDIATE EDUCATIONAL DISPLAY

A 4-Her may enroll in this class if enrolled in Intermediate Collection/Notebook classes or if age 11-14. Follow the general rules listed for the Educational displays.

136. ADVANCED EDUCATIONAL DISPLAY

A 4-Her may enroll in this class if enrolled in Advanced Collection classes or if age 13 or older. Follow the general rules listed for the Educational displays.

Department 20: 4-H Woodworking

Check-in – Thursday, July 23, 4-6 p.m.

Judging – Friday, July 24, Noon

Superintendent: David Roth

1. Each exhibitor is limited to two exhibits per class with the total not to exceed three total exhibits in the woodworking project.
2. The plan from which it was constructed must be with the article exhibited. The plan may be a photocopy, the actual pattern, or a scale drawing. It must be complete and accurate to the extent that a duplicate article could be built using the plan as a guide. In addition, include a list and cost of materials, plus amount of time spent on construction and finishing the article. This list should include all wood, hardware, finishing supplies, etc.
3. Any project with missing or insufficient plans will be lowered one ribbon place (for example, a blue ribbon project will receive a red ribbon, etc.).
4. Any project that has glass that is not secured, such as glass shelves, glass top of a coffee table, etc., should not be brought to the Fair. Glass that is secured in a project, such as the glass front of a gun case or cabinet, etc. is permissible since it cannot be easily removed from the project.
5. Entry card, plans and all other paperwork should be secured to the project in some manner. Tape is usually not adequate to accomplish this, it is recommended to use a zip-top plastic bag with a hole punched through it with strings tying it to the exhibit.

6. Refinished/repared furniture should be exhibited in the Home Environment Class.

7. With the exception of a Cloverbud entry, no 4-H member can exhibit from a pre-cut kit.

Classes

137. Article for farm or shop use.

138. Furniture for household or lawn use.

139. Other woodworking. Articles not included in above classes including any article made from a kit. Examples: birdhouses, bird feeders, household equipment such as knife racks, bread boards, door stops, etc. In judging woodworking articles, consideration will be given to: Woodmanship, including accuracy to the plan; Design; Choice of Wood, Suitability: Quality of Finish; and Usefulness.

Department 21: 4-H Electric & Small Engines Projects

Check-in – Thursday, July 23, 4-6 p.m.

Judging – Saturday, July 25, Noon

1. All exhibits shall consist of articles made during the present 4-H year. Articles made in school for 4-H credit must have written approval from project leader or the Extension Office before article is made. Copy of approval must be attached to entry.

2. Articles that have been in use should be cleaned for exhibit.

3. A sheet of operating instructions must be furnished for any exhibit not self-explanatory.

4. Exhibit must be operable. If battery power is required, batteries must be furnished.

5. Any project with a complexity of size or electronics must have (a) instructions for assembly and use, and (b) equipment available at the time of judging for actual testing of the exhibit.

6. No hand-dipped solder may be used on exhibits.

Classes

140. AC Electric Projects

Electric projects with a 110 or 120 V alternating current (AC) power source. Some project examples are household wiring demonstrations, small appliance extension cords, trouble lights, indoor or outdoor wiring boards or shop lights. Projects may be a restoration or original construction. The project must be operational and meet minimum safety standards. AC projects must be 110/120 V, no 240 V exhibits are allowed, and must be constructed such that the judges have wiring access to examine the quality and safety of workmanship.

141. DC Electric Projects

Electric projects with a battery or direct current power source. This class includes electric kits or original projects. This class also includes demonstration DC powered projects. Examples include: wiring two- or three-way switches, difference between series/parallel lighting circuits or wiring doorbell switches. All DC electric projects must include batteries supplied by 4-Her. Projects must be constructed such that the judge has access to examine the quality of wiring workmanship.

142. Electronics Project

Electronics project with a battery or direct current power source. This class includes electronic kits or original projects. Examples include radios, telephones, toy robots, light meters, security systems, etc. May be constructed using printed circuit board, wire wrap, or breadboard techniques. Include instruction/assembly manual if from a kit. Include plans if an original project. Projects must be constructed such that the judges have access to examine the quality of wiring workmanship.

143. Electronic Educational Displays and Exhibits

This class includes any educational displays, exhibits or science fair projects which DO NOT have a power source, i.e. exhibits, posters or displays of wire types, conduit types, electrical safety, tool or motor parts identification or electrical terminology. Education displays and exhibits must be legible from a distance of four feet.

Small engines

All exhibits should involve engines smaller than 20 horsepower. Displays are limited to 4' wide x 4' deep – both upright and floor displays.

144. Display

Exhibit a display, selecting one of the following options: 1) a display identifying different engine or lawn and garden equipment parts or a display showing the function of the various engine or lawn and garden equipment parts; OR 2) a display identifying and explaining the function(s) of different special tools needed for small engine work; OR 3) a display illustrating and providing the results of any one of experiments that are included in the project books. No complete engines, lawn tractors, tillers, chainsaws, etc. are permitted for display. Maximum tri-fold size is 3'x4'.

145. Maintenance

Exhibit a display that illustrated either 1) Routine maintenance procedures or 2) Diagnosing and troubleshooting specific problems in an engine. No complete engines, lawn tractors, tillers, chainsaws, etc. are permitted for display, using a maximum tri-fold size of 3'x4'.

146. Operation

Exhibit operable small engines (no more than 20 HP) overhauled or rebuilt by the member. Including maintenance schedule for the engine and a brief description of steps taken by the member overhauling or rebuilding the engine. Engine should contain no fuel in tank or carburetor.

147. Other – Other small engine project.

Note: No gasoline or diesel engines will be eligible to advance to the Kansas State Fair.

Alternative Energy

A form of energy derived from a natural source such as sun, geothermal, wind, tides or waves. All exhibits in this division are limited in size to standard, tri-fold, display boards (36"x48") and items may not extend beyond 12" from the back board. All displays must be self standing.

148. Educational Display

Create an exhibit that addresses a focused topic related to power generated from a renewable source. The purpose of the display is to create awareness and inform.

149. Experiment

Display an experiment addressing a problem or question related to power generating from a renewable source of energy included hypothesis, basic ground research, variables, a control data findings, conclusions and recommendations for future study.

Department 22: 4-H Photography

Check-in – Thursday, July 23, 4-6 p.m.

Judging – Saturday, July 25, Noon, Kingman Armory

Superintendents: Amber Zwierzychowski & Paula Fankhauser

Volunteers: Lynette Allender, Kim & Sydney Barnes & Shanna Henry

Please sign up for conference judging time at check-in on Thursday, July 23

1. Read General Rules.
2. All entries need to be checked in by Thursday, July 23 by 6 p.m. in the entryway of the Activity Center.
3. Black-and-white prints and color photographs may be exhibited.
4. A maximum of two exhibits per class or 6 overall can be entered.
5. Photographs entered must be the result of the current year's project work by the 4-H member.
6. Photos are to be mounted across the narrow (11") dimension of an 11"x12.5" sheet of white or cream studio matte board regardless of the orientation of the photo (whether taken landscape or portrait, mount with the long side across). Do not use foam core board. Photos mounted on poster board will not be displayed. Photo matte boards are available for purchase through the Extension Office.
7. Remove the white border from the enlargement before mounting. All photos must be no larger than 8"x10" and no smaller than 7"x9" after trimming.
8. Photos must be mounted with the top edge of the print, 1" below the top of the mount. The sides of the print must be equal distance from the two sides of the mount.
9. A permanent mount must be made by using photographic adhesive.
10. No lettering is permitted on the front of the mount or on the photo – only on the entry card. No underlay's or borders are to be used. No contact prints on front of the mount.
11. To protect exhibits from dust and moisture, place mounted photo in a 2-gallon freezer-type bag. Drop entry cards into the bag in front of your photo so the entry card shows to the outside of the bag.
12. Photographs taken with a digital camera are to have no more adjustments than exposure, color intensity or correction, red eye removal, cropping, dodging and burning, and should be entered in the standard color or black-and-white classes. HDR photos are to be entered in the standard photo class.
13. Digital images that have had objects added or removed, filtered effects applied, or black-and-white and color combined must be entered in the class for computer manipulated images.
14. Conference judging will be Saturday at noon.

15. The black and white class is for black and white prints only. Monochromatic prints, including sepia prints, are considered color prints and must be entered in the appropriate class.

16. Photos must be ready for judging when they are turned in for entry. Matting and bagging materials will not be available at check-in.

17. Not following these rules will result in the lowering of one ribbon value.

18. Duplicate photos are not accepted – the same photos cannot be entered throughout the 4-H and Open Class divisions (this includes photos in which the finish has been manipulated, for example, color to black and white). NOTE: See diagram of proper photo mounting on this page.

19. Digital composite image: finished photo must be created from 2 or more original sources created by exhibitor

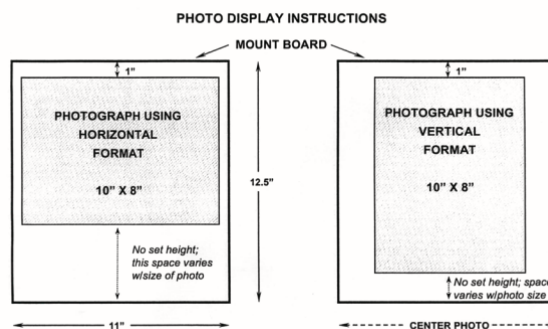
20. Appropriate photo subject matter: Photographic subject matter is expected to follow 4-H standards. For a sense of prohibited subject matter, review then Kansas 4-H member Code of Conduct; is general, if it is not allowable at a 4-H event, it is not allowable in a 4-H photograph.

21. Photos with live subject(s) on railroad right of way or taken from railroad right of way property will not be displayed and will not be judged.

22. Copyright protections must be observed.

23. Decisions as to display and/or penalties will be made by the Photography Department Superintendent and the 4-H agent responsible for the Photography Department.

CORRECT PHOTO MOUNTING



Classes

150. Color photos taken by a 4-H member with 3 years or less in the project
151. Color photos taken by a 4-H member with 4-7 years in the project
152. Color photos taken by a 4-H member with 8 or more years in the project
153. Black-and-white photos – all levels of experience
154. Digital Composite Image. Photo must be from two or more originals taken by the exhibitor. Exhibitor must include a second 11"x12.5" matte board mounted with standard size print or prints (if more than one photo was used) of the original photo(s) and 3"x5" card(s) explaining what

manipulation was done. Optional, may include prints of editing steps. Photos showing editing steps may be layered. Place both matte boards in the same protective plastic bag.

155. Video. Entries must be full motion, not a series of still images with pan or zoom motion added by a software program. All content must be the result of the current year's project work. All content must be original and created by the exhibitor(s) unless signed copyright, use and/or performance releases are provided. Entries may be created by an individual or by a team. Talent, computer editing, titles, graphics, animation and music are allowed and recommended. Entries must be one of the following production types: Instructional, Informational, Documentary, Persuasive/PSA, Story or Entertainment. Length must be no longer than three minutes with the exception of Persuasive/PSA, which must either be 30 seconds or 60 seconds. Entries will be evaluated on design characteristics, technical content, production quality and effectiveness. Entries not adhering to the rules and requirements will be awarded a ribbon one place lower than the placing determined by the official judge. The Extension Office has additional resources on required production element and information.

Department 23: 4-H Visual Art (Hobbies and Crafts)

Judging: Thursday, July 23 from 10 a.m. to 2 p.m.

*Superintendents: Kathy Hamilton & Cindy Panek
Jr Superintendents: Mollie Panek & Annika Panek*

JUDGING TIMES BY CLUB

10 a.m. - Noon: Hawk, Vinita & Norwich

Noon - 2 p.m.: -Cunningham & Whispering Willow

Please sign in for a time slot during your club's allotted judging period.

1. Read all General Rules.
2. All articles must have been produced by the 4-H member.
3. The 4-H Arts and Crafts will be judged on July 23 at the Kingman County Activity Center. A schedule will be determined following pre-entry processing.
4. Articles may be original or produced from kits.
5. Each member may exhibit 1 to 3 articles in each project. Must be enrolled in the project. Ribbons will be awarded to each entry. Entries should show progress in 4-Her's work. No duplicate entries will be accepted (for example, needlepoint key rings).
6. All artwork must be titled and signed.

Classes

- 156. Junior Crafts (7-9)
- 157. Intermediate Crafts (10-13)
- 158. Senior Crafts (14 & older)
- 159. Junior Recycled Crafts (7-9)
- 160. Intermediate Recycled Crafts (10-13)
- 161. Senior Recycled Crafts (14 & older)

Department 24: 4-H Art Exhibit

Check-in – Thursday, July 23, 4-6 p.m.

Judging – Friday, July 24, 9 a.m.

Superintendents: Jeralyn Hill & Tracy Rohlman

Junior Superintendent: Kacie Rohlman

1. Read General Rules.
2. All articles must have been produced by the 4-H member.
3. All artwork must be titled and signed. List artist's age.
4. Artwork must be matted or framed and equipped for hanging.
5. Each member may exhibit 1 to 3 articles in each project. 4-Her must be enrolled in the project.
6. If rules are not followed, exhibit will be lowered one ribbon value.

Classes

- 162. Sketching and Drawing (including Scratch Art)
 - a. Junior 7-9
 - b. Intermediate 10-13
 - c. Senior 14 & up
- 163. Printmaking
 - a. Junior 7-9
 - b. Intermediate 10-13
 - c. Senior 14 & up
- 164. Mixed Media
 - a. Junior 7-9
 - b. Intermediate 10-13
 - c. Senior 14 & up
- 165. Painting
 - a. Junior 7-9
 - b. Intermediate 10-13
 - c. Senior 14 & up
- 166. Pastel
 - a. Junior 7-9
 - b. Intermediate 10-13
 - c. Senior 14 & up
- 167. Educational Exhibit
 - a. Junior 7-9
 - b. Intermediate 10-13
 - c. Senior 14 & up
- 168. Other
 - a. Junior 7-9
 - b. Intermediate 10-13
 - c. Senior 14 & up

Department 25: 4-H Dog Show

Judging: Sunday, July 26, 9 a.m., Indoor Arena

Superintendents: Pam Finder & Topaz Krehbiel

1. Exhibitors will follow the "Kansas 4-H Dog Show Rule Book" and "4-H Agility Rule Book." (Available from Extension Office.)
2. Dogs at the show must be kept on a leash at all times except when competing in "off leash" competition. Any outward abuse of a dog will result in disqualification by superintendent.
3. No one other than 4-H exhibitor can work or groom his or her dog at the show.
4. Members of the dog project are required to train their own dog with assistance from leaders and junior leaders.

5. No dog in season will be allowed to show in agility, showmanship or obedience and must be removed from the show immediately.

6. Good sportsmanship shall be observed at all times.

7. No ribbon will be given to dogs/handlers if they are dismissed from the ring by judge due to: dog leaving the ring or out of control, dog being overly aggressive, handler using abusive language or unsportsmanlike conduct, or baiting dog.

8. Champion Trophies and Reserve Rosettes will be awarded for each showmanship and obedience class if there is a qualifying blue ribbon. Champion Trophies will be awarded in Agility if the handler and dog complete the course with top qualifying run.

9. All participants in agility must have control of their dogs and be approved by the leader.

10. Agility equipment – dogs must wear a buckle or snap collar with nothing attached during competition.

11. 4-H Dog Show Immunization Record (MG-34 Revised) must be completed for each dog entered.

Showmanship Classes

169. Pre-Junior Showmanship 7-9 years of age

170. Junior Showmanship 10-11 years of age

171. Intermediate Showmanship 12-14 years of age

172. Senior Showmanship 15-18 years of age

Obedience Classes

173. Pre-Novice A – Open only to first year dog project members and their dogs with no previous obedience training.

174. Pre-Novice B – Open to those who have not qualified Pre-Novice. All exercises to be completed on lead. Note: Pre-Novice classes do not qualify the handler or dog for Kansas State Fair.

175. Novice – Open to those who have qualified in Pre-Novice but have not qualified in Novice.

176. Graduate Novice – Open to those who have qualified in Novice.

177. Champion Open A.

Agility I

178. Level 1 - Open to those who have agility training (a copy of the agility rules is available at the Extension Office).

Agility II

179. Level 2 - Open to those with 10 points in Agility I and pre-qualified at State Fair to move on the previous year.

180. Level 3.

Department 26: 4-H Geology & Lapidary

Check-in – Thursday, July 23, 4-6 p.m.

Judging: Saturday, July 25, Noon

1. The exhibit box should be 18”x24”x3.5”. Plexiglass covers are required. Boxes with glass covers WILL NOT be accepted. All specimens are to be arranged across the narrow (18”) dimension of the exhibit box, making the exhibit 18” across the top and 24” deep exactly. If a box has a sliding Plexiglass cover, it must be removable from the top. Screws, locks or other devices that would prevent judges from removing the cover should not be used.

2. Each exhibitor is required to identify each display box by placing an identification label bearing name, county or district, and number of specimens in the upper left hand corner of the Plexiglass cover (inside – use clear double-sided tape to adhere gummed labels), and by attaching a label with the same information on the lower right corner of the box (outside).

3. Exhibitor may enter in both geology and lapidary classes. Exhibitor may show in only one of the first four geology classes. Exhibitor may also show in geology class and in one lapidary class.

4. Geology specimens should be labeled with the number of the specimen, date collected, specimen name or description, and locality (county) where collected.

5. For the geology classes 1-4, specimens should be mounted in the box by proper groups: rocks, minerals, fossils. Fossils must be identified to the Phylum, Class and Genus level. Genus name is to begin with a capital letter. Species name is all lower case. Genus and species names must either be italicized or underlined, not both. The words “phylum, class, genus” on labels are to be spelled out, not abbreviated. More than one specimen of the same kind of rock or mineral or species of a fossil may be exhibited if this duplication represents different geological formations. Specimen label must show this distinction (Fort Hays limestone, not just limestone; Calcite from the Greenhorn Formation, not just calcite; Phylum; Brachiopoda Class; Articulata Genus; Compositae from the Morrill Limestone member, not just Phylum; Brachiopoda Class: Articulata Genus: Compositae).

6. For the geology classes 1-4, all specimens must be collected (not purchased) from locations in Kansas. Out-of-state specimens will not count in the minimum number for the class, nor will they be considered in the judging. Exceptions include Tri-State Mining Area specimens from these three adjacent counties: Ottawa Co., OK; Newton and Jasper counties, MO.

Classes

181. Geology 1. Display at least 15 rocks, minerals, and fossils collected during the current 4-H year. Exhibitor is limited to one exhibit box.

182. Geology 2. Display at least 30 different rocks, minerals or fossils, at least 5 of each. **Fifteen must be collected during the current 4-H year.** Exhibitor is limited to one exhibit box.

183. Geology 3. Display at least 45 rocks, minerals or fossils, at least 5 of each. **Fifteen must be collected during the current 4-H year.** Exhibit limited to two boxes. Identify these as igneous, metamorphic or sedimentary. These rock types must be spelled out on labels or have legible key.

184. Geology 4. Display at least 60 rocks, minerals or fossils, at least 5 of each. **Fifteen must be collected during the current 4-H year.** Exhibit limited to two boxes. List the items as igneous, metamorphic or sedimentary.

185. Geology Educational Exhibit: Exhibit relating to everyday living: or to a mineral test, a rock formation, geological history, species of a fossil, forms of one mineral, a variation of one kind of rock, archeological artifacts or Indian artifacts. Digital formats are accepted. Please make

arrangements for the judge to view your exhibit and have a hard copy for display. Exhibit limited to 4 feet of table space.

Lapidary (continuation of previous rules)

7. Lapidary will be judged on the following criteria
 Workmanship and Content: 60 points
 Presentation & Showmanship: 30 points
 Accuracy of Information: 10 points

8. An exhibit box smaller than the standard size may be used for the lapidary exhibits if appropriate (18"x12"x 3.5"). Specimens should be arranged across the 18" dimension of the exhibit box, making the exhibit 18" across the top and 12" deep.

9. All lapidary specimens should be labeled with the following information:

- Specimen name
- Place of origin (country, state or county; county required for Kansas specimens)
- Purchased or self-collected
- Date lapidary treatment began
- Date lapidary treatment completed (Treatment completed after the State Fair is considered a new year specimen).

Classes

186. Lapidary 1. Display at least 5 varieties of polished (tumbled) specimens and 5 varieties of unpolished specimens that have not yet received lapidary treatment. These do not have to be an example of "before and after," nor do they have to be self-collected. Locales must be identified.

187. Lapidary 2. Display before-and-after examples of at least 3 varieties of specimens, at least 2 tumble-polished and 2 unpolished of each. There is no requirement that the 4-Her collect any of these. Locales must be identified. Lapidary work should be done during the current 4-H year.

188. Lapidary 3. Display before-and-after examples of at least 6 varieties of specimens, at least 2 tumble-polished and 2 unpolished of each. At least two varieties should be collected from the native site by the 4-Her, at least one of which comes from Kansas. Locales must be identified. Lapidary work on at least three varieties should be done during the current 4-H year.

189. Lapidary 4. Display before-and-after examples of at least 9 varieties of specimens, at least 2 tumble-polished and 2 unpolished of each. At least three varieties should be collected from the native site by the 4-Her, at least two of which come from Kansas. Locales must be identified. Lapidary work on at least three varieties should be done during the current 4-H year.

190. Lapidary 5. Exhibit at least 6 specimens that have not previously been exhibited, which have received lapidary treatment. Lapidary treatment may consist of polishing, and end, face, or flat lapping. Specimens must represent at least 3 different varieties and include at least three cabochons of any size or shape, only one of which may be free-formed. A cabochon is a style of cutting in which the top of the stone forms a domed or curved convex surface. Three of the specimens must be mounted into jewelry findings.

Department 27: 4-H Exploring

Check-in – Thursday, July 23, 4-6 p.m.

Judging – Saturday, July 25, Noon

1. The 4-H Exploring exhibit is for boys and girls 7-10 years of age enrolled in the Exploring Project.
2. The exhibits may be any object in any phase of the project or the completed exploring manual, a chart, or poster, etc.
3. Classes will be divided at the discretion of the judges and superintendents.

Classes

191. Exhibit consisting of completed exploring manual or chart or poster.
192. 4-H Exploring Exhibits
193. Beauty, Bugs, Birds and Buds
194. Building and Fixing
195. Exploring Around the Home
196. Plants and Animals

Department 28: 4-H Pets

Judging – Friday, July 24, 9 a.m.

1. 4-H member must be enrolled in project.
2. There will not be a champion selected.
3. Cat exhibits must be vaccinated for Rabies and Feline Distemper. Vaccination for pneumonia and viral rhino-tracheitis is recommended **2 weeks prior to exhibiting**. An official vaccination certificate will be required in order to exhibit cat projects.
4. Pre-entry must be completed by July 10.
5. Pregnant females cannot be exhibited.
6. Cats must be in crates or cages.
7. Hand and aquarium pets will be exhibited at owner's risk.
8. Cats and hand pets entered in the show need to be at the Fair only during the time of showing.

Note: Posters and educational displays will be judged in Dept. 19 4-H Miscellaneous.

Classes

197. Cat
198. Hand Pets (in cage)
199. Aquarium Pets
200. Birds
201. Other Pets

Department 29: 4-H Models and Aerospace (Rocketry)

4-H Robotics

Check-in – Thursday, July 23, 4-6 p.m.

Judging – Saturday, July 25, Noon

4-H Spacetech - Astronomy

1. The 4-H member must be currently enrolled in the 4-H SpaceTech project to exhibit in this division.
2. Telescopes entered in this division may be built from a kit or by original design. Pre-finished telescopes which require no construction or painting are not acceptable exhibits.
3. Telescopes are limited to no more than four feet in length. They must be placed on a stationary stand that does not allow the telescope to roll and/or fall over. The stand cannot extend past two

feet in length or width.

4. Each telescope exhibit must include a "4-H Astronomy Exhibit Information Form," which should be attached to the outside of a 10" x 13" manila envelope. You must also include construction plans (or a photocopy) of the telescope and place it inside the manila envelope. For notebooks, display boards, and posters, no additional exhibit information is required; no manila envelope is needed for these exhibits.

5. Two photographs showing telescope construction and operation are required. Photographs should be mounted on one side of an 8" x 11" page. A brief caption should accompany each photograph. Place photos in the 10" x 13" manila envelope.

6. The telescope must be properly assembled and painted with a smooth and uniform finish. Decals, if used, should be attached smooth and tight.

7. Telescopes designed by the exhibitor must be original, not a modification of an existing kit.

8. Educational displays should be creative and showcase something specific the 4-H member has learned in the Astronomy project during the current 4-H year. Follow copyright laws, as explained in the General Rules. Site your sources of scientific information on your exhibit, when appropriate.

A. Educational displays are not to exceed a standard commercial 3' X 4" tri-fold display board. Other odd sized-type displays (non-tri-fold) shall not exceed 30" x 36". Care should be taken to use durable materials that will withstand State Fair conditions. No electricity will be provided.

B. Exhibitor's name, county or district, age, and year(s) in project must be tagged or labeled in a prominent location on the telescope stand, educational display, notebook, and/or poster.

C. Astronomy educational posters must be no larger than a 22" x 28" poster board.

D. Astronomy project notebooks must be organized in a 3-ring binder.

E. For notebooks, display boards, and posters, no additional exhibit information is required; no manila envelope is needed for these exhibits.

202. Telescope made from kit

203. Telescope made from original design

204. Astronomy Educational Display

205. Astronomy Educational Notebook

206. Astronomy Educational Poster

4-H Spacetech – Rocketry

Exhibit Information for ALL rocketry categories:

1. Relevant documents may be obtained from County Extension Offices or from www.KansasSpaceTech.com.

2. NAR refers to the National Association of Rocketry and its governing board.

3. AH NAR documents, with the exception of the "pink book," referenced herein can be found at <http://www.nar.org>.

Exhibit Definitions for ALL rocketry categories:

1. As defined by the National Association of Rocketry (NAR), a scale model is "any model rocket that is a true scale model of an existing or historical guided missile, rocket vehicle, or space vehicle." The intent of scale modeling is, according to the NAR, "to produce an accurate, flying replica of a real rocket vehicle that exhibits maximum craftsmanship in construction, finish, and flight performance." (NAR "Pink Book" 50.1 4-1)

2. Adult supervision is defined as being under the direct supervision of someone 18 years of age or older.

3. For the purposes of Kansas 4-H SpaceTech a high powered rocket is defined as a rocket that meets any of the following criteria:

a. Is 2 inches or greater in diameter (not including fins) and taller than 3 feet (36 inches including fins)

b. Weighs more than 3.3125 pounds (53 ounces or 1500 grams) at the time of launch;

c. Uses an 'E' engine or larger to launch (2D's, 4C's, SB's, etc.);

d. The total impulse of all engines used in the rocket is greater than 20.01 Newton-seconds of thrust.

e. Models powered by rocket motors not classified as model rocket motors per NFPA 1122, e.g.:

i. Average thrust in excess of 80.01 Newtons

ii. Contains in excess of 2.2 ounces (62.5 grams) of propellant and are limited to only H and I motors.

4. High power certification is defined as having successfully completed a certification program for highpowered rocketry through the NAR and maintaining that certification. This applies to all membership levels in the NAR. Specifically the "Formal Participation Procedure" for the "Junior HPR Level 1 Participation Program" as outlined by the NAR.

5. NAR rules for launching and construction of all rockets are assumed to be used by all 4-H SpaceTech exhibitors and will be considered during judging.

6. For the purposes of Kansas 4-H SpaceTech, NO rocket may be launched using engines totaling more than an T impulse engine or 640 Newton-seconds of total thrust.

Exhibit Rules for ALL rocketry categories:

Purpose: These rules apply to how rockets are to be displayed at the fair and what those displays should and should not contain. These rules apply to all rockets displayed in the SpaceTech division.

1. The report that accompanies the rocket must be limited to the 4-H SpaceTech Rocket Exhibit Information Form which is affixed to a 10" x 13" envelope. This envelope should NOT be attached to the rocket stand or rocket. This may be downloaded from <http://www.Kansas4-H.org/>. Any rocket exhibit not including this completed envelope will receive an automatic participation ribbon.

2. Plans (or a photocopy) must be placed inside the envelope.

a. This includes original design rockets.

b. If a rocket kit has been modified structurally, notations need to be given indicating the changes made, either by notations on the Rocket Exhibit Information Form or by placing notes in the plans.

3. One or more photographs of the rocket at the launch site are required.

a. Photographs showing the rocket at the moment of ignition are preferred.

b. Photographs must be mounted on one side of 8 1/2 x 11" page(s).

c. There must be at least 1 page of photos and no more than 5 pages of photos.

d. Include at least one photo showing rocket construction, preferably with the exhibitor included.

e. Do not include photos of members catching their rockets as they return to earth. This is an unsafe practice, and we do not recommend or condone this practice.

4. To exhibit in this division:

a. The rocket must have been flown.

b. Support rods must not extend past the tip of the highest nosecone on the model.

c. Support rods must remain in the upright position, 90

degrees to the display base, do not angle. If support rods are not perpendicular to the base, the judge should deduct two ribbon placings.

d. No model may be submitted on a launch pad.

5. Launches should not be conducted in winds above 20 mph, and will constitute a disqualification of rocket exhibit.

6. All rockets must have a safe method of recovery, e.g., parachute, streamer or tumble recovery. Any rocket without a recovery system will be disqualified.

7. The altitude achieved by the rocket is to be determined using a method other than estimation. Examples of accepted methods include altimeter, computer software, range finders, etc. If additional space is needed to show calculations of how the altitude was achieved one additional page may be added to the rocketry information pack.

8. Flight damage is to be documented by the participant on either the construction plans or the 4-H SpaceTech Rocket Exhibit Information Form.

9. The judging of flight damage is to be secondary to all other aspects of the model and only then may it even be considered. However under no circumstance may flight damage be grounds for disqualification.

10. Engines and igniters, under any circumstance, ARE NOT permitted with the exhibit and constitute an immediate disqualification.

11. If an engine becomes stuck, jammed, wedged, or in any other way permanently affixed in or to a rocket and cannot be removed from the rocket, the rocket will be subject to immediate disqualification. This is because it is not possible to make a full and immediate assessment of the safety of the rocket when it is being judged and safety is paramount.

12. Engines may not be used as display stands hollowed out or otherwise. This is a significant change from previous year's rules. Engines used as a display stand will be subject to immediate disqualification.

13. Rocket engines should not be used to join multi-stage rockets together.

a. Multi-stage rockets can be displayed without having the stages connected together.

b. The different stages must be included to complete the rocketry exhibit, incomplete exhibits will be deducted at least one ribbon placing.

c. Use of any engines to join the stages together will be subject to immediate disqualification.

17. Multi-stage rockets can be flown using just the final stage and be considered fully flown.

18. If a safety violation is noted by the judges, superintendent, or other staff, the exhibitor's rocket, at the judges' discretion, will receive a participation ribbon. All information necessary will be given to the NAR and TRIPOLI for investigation and possible revocation of membership.

Purpose: These rules apply to the construction of all rockets displayed in the SpaceTech division.

1. Rockets are to be properly assembled according to the assembly instructions.

2. Beginner kits with prefabricated fin assemblies and pre-finished rockets requiring no painting are not acceptable, and will be disqualified.

3. Plastic snap together fins and prefabricated fin assemblies that do not require fin alignment are not acceptable, and will be disqualified.

a. This rule does not apply to plastic fins that must be manually aligned and do not utilize a fin alignment mechanism, including, but not limited to fin alignment rings or spacing blocks.

b. This rule does not apply to fiberglass, Kevlar, extruded foam, composite, or wood fins; especially when used for "through-the-wall" fin attachment techniques that are common in larger rockets.

c. In addition, plastic parts for decorative and mechanical purposes (i.e. decorative nozzles and moving landing struts) are not considered fins and can consist of plastic. Decorative nozzles, etc. need to be securely fastened and not pose a safety hazard.

4. Angles of fins must fall within a plus or minus 2 degree variation using an approved fin alignment guide (such as KSSTAC10). An official fin guide is available from www.KansasSpaceTech.com.

5. Fins should be rounded or streamlined to reduce drag.

6. Fins and body tubes are to be sealed with sanding sealer and/or primer to eliminate the appearance of body grooves and wood grain.

7. Fins and launch lugs are to be filleted to reduce drag and properly secure them to the model.

8. Any seams on plastic parts are to be sanded smooth.

9. Body tubes/airframes/engine mounts can be made from suitable materials, including, but not limited to: reinforced paper, cardboard, phenolic resin, specialized polymer resins, fiberglass, Kevlar, or other suitable structural materials.

10. The nose cone is to fit snugly but still allow for easy removal.

11. Exhibits must be uniformly painted and smoothly finished or finished as per rocket instructions, and have decals applied smoothly.

A. Non standard surfacing (such as textured paint) may be used if directed by the instructions, this includes scratch built rockets.

B. Models may not be judged based on their paint scheme (colors and placement on the rocket), with the exception of rockets that fit the definition of a "scale model." All other rockets do not have to follow the suggested paint scheme, allowing the 4-Her to display maximum creativity in the finishing of their rocket,

1. Under no circumstances is the weight given to the paint scheme to be sufficient enough, by itself, to move the model from one ribbon placing to another.

C. "Scale models" may be judged based on their paint scheme. The judge may deduct up to one ribbon placing for not following the paint scheme.

D. Scale Model Rockets are to be finished and completed with a majority (greater than 70%) of decals.

Model Rocketry Guidelines:

Purpose: Model rockets are generally small-to-medium sized rockets that can be purchased at hobby stores or are small-to-medium sized model rockets that an individual(s) builds from parts similar to those found in model rocket kits.

1. Rockets classified as high powered may not be entered in this category.

2. Each rocket must be able to stand freely by itself or be supported by a solid base, not to exceed 4-1/4" (four and one quarter inch) thick and 8" square. The exhibitor's name, county or district, and age must be labeled on the top of the base.

3. If the model rocket is greater than 4 feet tall it can be displayed without a base, or displayed parallel to the ground with up to 3 notched blocks not to exceed 4" in height width and depth. The

exhibitor's name, county or district, and age must be labeled on the top of the base.

4. All exhibitors must comply with the NAR Model Rocket Safety Code that is in effect as of October 1st of the current 4-H year. However in the event that there is a modification in this code, the SpaceTech Action Team may review and implement the modified code.

Original Design Rocket Guidelines:

Purpose: To allow for youth to develop their own rockets (model and high powered) in a safe manner that displays maximum craftsmanship.

1. Original design rockets cannot be a modification of a pre-existing kit and must be of original design.
2. Original design rockets must be designed by the exhibitor(s).
3. Original design rockets must include detailed instructions, so that someone could construct the original designed rocket just like a kit purchased at a store. Instructions can be as many pages as needed to convey full and complete construction techniques.
4. Original design rocket instructions should not include copies of instructions in part or in whole from existing kits.
5. For a rocket entered in the original design classes, describe in the summary how the rocket was tested for stability prior to flying.
6. Up to 4 additional pages can be added to the rocketry information pack detailing the test(s) performed to insure stability. 4-Hers are strongly encouraged to provide as much detail as possible. Failure to provide adequate written documentation will result in a disqualification.

Alternative Skins:

Purpose: Alternative skins are an advanced construction technique that allows the builders of model rockets to display maximum design and creativity in their models. Alternative skins are thin coverings over a supporting skeleton that serve as the finish of a rocket as opposed to painting.

Construction and Operating Rules and Guidelines:

1. The General exhibit rules for ALL categories apply.
2. Use of alternative skins used for model aircraft is permitted on rockets of original design provided adequate provisions are made to prevent the rocket from catching fire during all phases of flight.
3. When used in construction these alternative skins should not be used as primary structure for the rocket. The rocket should still be of sound design and construction to insure safety for personnel performing launch activities as well as others who are in the nearby vicinity.

Types of Covering:

1. Plastic shrink type coatings used for radio control model aircraft are permitted. These can be obtained from various manufacturers and hobby suppliers.
2. Other types of fabric coverings such as cloth types using coatings for stiffness are permitted as long as all of the rules set forth above are met.

Quality of Finish:

When the above finishes are used the following judging criteria will apply in addition to those for judging other rocketry divisions.

1. Seams and transition areas will be uniform and even when they are needed in the construction.
2. Gaps and holes are not permitted in the covering especially where the fins or other stabilizing devices meet the main body of the rocket.
3. Omission of these skins from the bottom of the rocket is permissible. Paints and other types of coatings currently used for rocketry may be substituted in these areas.

4. Alternative skins in this section may also be used in conjunction with paints on the rocket. However, care shall be taken to insure that edges of the alternative skins will not peel off in flight.

Division A - Exhibitors up to 13 years old

207. Rocket made from kit. Include plans.

Division B - Exhibitors 11 through 13 years old

208. Rocket designed by exhibitor: not merely a modification of an existing kit. Include original plans.

Division C - Exhibitors 14 years and older

209. Rocket made from kit. Include plans.

210. Rocket designed by exhibitor: not merely a modification of an existing kit. Include original plans.

211. Rocket designed by exhibitor: that uses alternative skins; not merely a modification of an existing kit. Include original plans.

Division D - Exhibitors 11 years and older

This class is designed to encourage teamwork among individuals and clubs to work on a rocket from the initial design to the finished product.

212. Rocket designed by 2 or more exhibitors: not merely a modification of an existing kit. Include original plans.

High Power Rocketry Guidelines:

Purpose: To allow for improved safety and judging of rockets that meet the requirements of 4-H high power rockets.

1. Exhibitors must be at least 14 years of age by January 1 of the current year.
2. The rules for ALL categories apply.
3. In addition to the information packet completed for all rockets, a high power information form is to be completed and placed inside of the information packet. This may be downloaded from <http://www.Kansas4-H.org>. KSF Packet link (we use the same forms on the county level as at the State level).
4. The NAR High Power Rocket Safety Code applies to the construction and launching of all rockets displayed in this division. As such all exhibitors must comply with the NAR High Power Rocket Safety Code that is in effect as of October 1st of the current 4-H year. However in the event that there is a modification in this code the SpaceTech Action Team may review and implement the modified code.
5. All rockets in this division are to be launched under adult supervision by the 4-H member who constructed the rocket.
6. If a rocket is launched using an engine(s) that has 160.1 ("H" engine or equivalent amount of smaller engines) Newton's-seconds or larger, adult supervision must be provided by an individual having at least a level 1 high power certification.

a. The 4-H member should also hold or be attempting to attain their level 1 high power certification, and should include supporting documentation of such (a copy of Level 1 card is sufficient).

7. If according to Federal Aviation Regulations Part 101, a waiver is required to fly the rocket, a copy of that waiver is to be attached to the High Power Information Form. In the case where the launch was a public event a substitute to a copy of the waiver is the Range Safety Officers (RSO's) contact information.

8. High Power Rockets may be displayed without a supporting stand. If a supporting stand is used, it is not to exceed 4-1/4" (four and one-quarter inch) thick and 8" square. The exhibitor's name, county or district, and age must be labeled on the base.

Division E -Exhibitors 14 years and older

213. **High power rocket** made from kit or original design.

Rocketry Educational Exhibits - Posters, Notebooks and Display Boards

Purpose: To allow 4-Hers to explore rocketry and aerospace outside the bounds of traditional modeling.

1. The General Exhibit rules for ALL categories apply.
 2. Entries must have been selected at the county level for entry at the Kansas State Fair. Counties/Districts should select top blue or purple ribbon Educational Rocketry Exhibits which meet State Fair guidelines.
 3. For notebooks, display boards, and posters, no additional exhibit information is required; no manila envelope is needed for these exhibits.
 4. Exhibits may not consist of only a rocket, but must contain substantial supporting educational material in the form of posters, notebooks, or display boards, etc.
 5. Displays should be creative and showcase something specific you have learned in the Rocketry project during the current 4-H year.
 6. Follow copyright laws, citing all sources of information in a standard notation on the "4-H Educational Rocketry Exhibit Information Form." Additional pages can be added inside the Information Packet and should be labeled "Citations." Site your sources of scientific information on your exhibit, when appropriate.
214. Rocketry Educational Display

4-H Spacetech - Computers

1. The 4-H computer project teaches concepts related to computers, hardware knowledge, software programming and applications, internet safety, the building, maintenance and repair of computers and future career opportunities. Please note that the actual construction of computer hardware (i.e., building a computer, electronic devices with a mother-board based manipulation) will remain in the Energy Management division.
2. Educational display boards, posters and notebooks should be creative and showcase details about the knowledge learned in the computer project. Value is placed on youth who can demonstrate how their skills have increased while completing the project.
3. Each exhibit will be judged on uniqueness, creativity, neatness, accuracy of material, knowledge gained, and content. An exhibit judging score sheet will be available at www.kansaspacetechnology.com.
4. Follow copyright laws, as explained in the General Rules as you are preparing your exhibit(s). Site your sources of scientific information on your exhibit, when appropriate.
5. For notebooks, display boards, and posters, no additional exhibit information is required; no manila envelope is needed for these exhibits, as in some phases of SpaceTech.
6. Educational posters must be no larger than 22" x 28" poster board.
7. Educational displays are not to exceed a standard commercial 3' x 4' tri-fold display board. Commercially available "Science Fair Presentation Boards" are encouraged. Exhibitors are encouraged to laminate all posters and diagrams or cover them with clear plastic film.
8. Project notebooks must be organized in a 3-ring binder.
9. Exhibitor's name, county, 4-H age, and years(s) in project must be tagged or labeled in a prominent location on the exhibit, educational display, notebook, and/or poster.
10. If the notebook illustrates the creation, talks about, or shows the result of an app, application, executable, program, or other compiled /interpreted "source code," a copy of the source code should be included. (In other words if you created an app for a smart phone and you're illustrating that app, you should include the code

you used to build the app). Failure to include a copy of the "source code" may result in up to one ribbon place deduction.

215. Computer Educational Poster
216. Computer Display Board
217. Computer Notebook

4-H Spacetech - Robotics

1. Each robot must be free standing, without the need for additional supports in order to be moved or exhibited.
2. Robot dimensions should not exceed 2 feet high, by 2 feet wide, by 2 feet deep. Weight may not exceed 15 pounds.
3. All electric components of the robot must be adequately covered or concealed with a protective enclosure. Paper is NOT considered and adequate enclosure or covering for electrical components.
4. Robots may be powered by an electrical, battery, water, air or solar source only. Junk drawer robots may be powered by a non-traditional power source. Robots powered by fossil fuels/flammable liquids will be disqualified. Robots that include weaponry of any kind will be disqualified. No remote control devices will be allowed.
5. Each robot must be in operable working condition. The judges will operate each robot to evaluate its workmanship and its ability to complete the required tasks for this current 4-H year.
6. Each exhibitor is required to complete the "4-H SpaceTech Robotics Exhibit Information Form" which is available through your local K-State Research and Extension office. This form must be attached to the outside of a 10"x13" manila envelope. For notebooks, display boards and posters, no additional exhibit information is required; no manila envelope is needed for these exhibits.
7. The exhibit must include written instructions for operation, construction plans, one to three pages of project photographs or 5 minute CD, DVD or video presentation, and robot programming information, if applicable. However, no exhibitor will be allowed to set up their robot in person. This information should be placed inside the 10"x13" manila envelope mentioned above. The exhibitor may enter their electronic project listed under the electric program as under the SpaceTech robotics project if the exhibitor so chooses.
8. Creativity, workmanship and functionality will be strong criteria in judging the "Robot designed by Exhibitor" classes.
9. Exhibitor's name(s) and county or district must be tagged or labeled in a prominent location on the robot, educational display, notebook and /or poster board. Remember to site your sources of scientific information on your exhibit, when appropriate.
10. Educational displays are not to exceed a standard commercial 3'x4" tri-fold board. No card board table exhibits will be allowed.
11. Team project notebooks must be organized in a 3-ring binder and should highlight information/roles of each team member, drawings, charts, photographs, goals and objectives of your robotics project, and all robotic competitions your team has competed in during the current 4-H year.
12. There are no county or district boundaries that must be adhered to in order to form a Kansas 4-H SpaceTech Robotics team. However, as mentioned in #1, each team member must be currently enrolled in the Kansas 4-H SpaceTech project.

Classes:

- R1-Robot made from a commercial (purchased) kit.
- R2-Robot designed and constructed by exhibitor. The robot must not be a mere modification of an existing robot kit or plan.
- R3-Programmable robot made from a commercial (purchased) kit.
- R4-Junk Drawer Robotics-based curriculum robot.
- R5-Robotics Educational Display

R6-Robotics Educational Notebook
R7- Robotics Educational Poster

Department 30: 4-H Forestry

Check-in – Thursday, July 23, 4-6 p.m.

Judging – Saturday, July 25, Noon

1. All leaf exhibits (except senior class) are to be mounted on 8.5"x11" heavy stock paper and placed in loose leaf binders. (Magnetic or adhesive filler sheets for photographic prints are recommended.) Twigs and fruit collections may be exhibited in whatever manner you choose (maximum exhibit size 2'x3').

2. Name, club, age and year in project should be on front cover or in a prominent location.

3. Leaves should be identified with an appropriate label located near the leaf on the same page. These labels should include (1) the proper common name as listed in the 4-H Bulletin 334, "List of Native Kansas Forest Trees;" (2) location (city and/or county) where collected; and (3) date (day, month, year) collected.

4. Intermediate Forester. Exhibit only in phase(s) enrolled.

5. Senior Forester enrolled in Self Determined can exhibit in Self Determined Forestry at the Fair.

6. Divide specimens into the following two sections: Native Kansas Trees and Non-Native Trees.

7. New specimens are those specimens collected during the current 4-H year and cannot be a duplicate tree species of previously displayed specimens.

8. Group specimens according to the years collected (ex. "old-previous years" and "new").

9. Variations of varieties do not count as different species or specimens.

10. When replacing previously displayed samples, due to degradation, improper mounting or incorrect identification, the specimen label must also be updated. Replacements do not count as new specimens. Replacements should be displayed in the "old previous" section of the display.

11. If you retrieve information for your forestry exhibit, you must include a reference citation to the source.

12. In all leaf collections (Division A – Intermediate Forester), exhibit one complete leaf where possible. If leaf is too large, exhibit as much as possible. Sketch in reduced scale the entire leaf and illustrate where the exhibited portion is from. Note: A "leaflet" is incorrect when displayed as the complete leaf for the tree.

13. All work must show originality. Leaf collections and displays should not closely resemble work done by others in the same club.

Division A – Intermediate Forester

Knowing Trees as Individuals (Leaf Collections)

218. Beginning (Choose either A or B)

A. Exhibit a minimum of 10 different leaves from native Kansas trees collected within the year. Exhibit can include non-native leaves in addition to the required number of leaf specimens collected from native Kansas trees.

B. Exhibit a minimum of 5 native Kansas trees showing leaf, twig and fruit from each species collected.

219. Intermediate (Choose either A or B)

A. Exhibit a minimum of 20 different leaves (including 10 new specimens) from native Kansas trees. Exhibit can include non-native leaves in addition to the required number of leaf specimens collected from native Kansas trees.

B. Exhibit a minimum of 10 native Kansas trees showing leaf, twig and fruit from each species collected. This exhibit must include 5 new leaf, twig and fruit specimens.

220. Senior (Choose either A or B)

A. Exhibit a minimum of 30 different leaves (including 10 new specimens) from native Kansas trees. Exhibit can include non-native leaves in addition to the required number of leaf specimens collected from native Kansas trees.

B. Exhibit a minimum of 15 native Kansas trees showing leaf, twig and fruit from each species collected. This exhibit must include 5 new leaf, twig and fruit specimens.

221. Advanced (Choose either A or B)

A. Exhibit a minimum of 40 different leaves (including 20 new specimens) from native Kansas trees. Exhibit can include non-native leaves in addition to the required number of leaf specimens collected from native Kansas trees.

B. Exhibit a minimum of 20 native Kansas trees showing leaf, twig and fruit from each species collected. This exhibit must include 10 new leaf, twig and fruit specimens.

How a Tree Grows

222. Entry may include a project notebook with 10 or more seeds collected with pictures showing a germination study or a mounting of a thin section of wood cut from the end of a log or top of stump labeled with information such as kind of wood and age of tree when cut or exhibits an illustration of how a tree grows.

Tree Appreciation

223. Display: Entry may include a research or reporting project notebook with no more than 10 pages based on the exhibitor's selected tree. This notebook may include sketches, drawings, pictures, a story or any other things which will help tell about the tree you have selected.

Division B – Senior Forester

Growing and Protecting Trees

224. Display: Entry requires project notebook telling about project and pictures before, during and after planting seedlings. Maximum tri-fold is 3'x4'.

Tree Culture

225. Display: Entry requires project notebook showing your project work and includes pictures of before, during and after wood lot improvement. Maximum tri-fold size is 3'x4'.

How Forests Serve Us

226. Display: Entry may include collected wood samples (all or partial) and 500 word essay. Wood sample display to be mounted on poster board or any stiff material no larger than a 3'x4' tri-fold. Essay should be displayed in a covered binder.

Educational/Creative Exhibit

227. Display: Entry must be directly related to tree identification or Forestry. Type of exhibit is open (notebook, poster, collection box, etc.) given a maximum tri-fold size of 3'x4'. Care should be taken to use durable materials that will withstand State Fair conditions. This is a good class to exhibit an unusual collection.

OPEN CLASS AGRICULTURE DIVISION

Department A: Farm, Garden & Misc. Crops**Judging – Friday, July 24****Check-in: 7:30 a.m.-Noon Judging: 2 p.m.***Superintendents: Cami McAndrew & Chari Michael*

1. Exhibits must have been grown by or on the farm of the exhibitor in the current year. Only one entry in each class may be made from the same farm or by the same exhibitor. Exhibits must be in place on Friday, July 24 by noon. Please identify the variety.

2. Vegetable and Root Crops should be brushed, or washed carefully. Remove all stems, etc. if applicable.

3. Wheat, Barley, Oats and Rye must be cleaned and exhibited in a gallon jar and carry a label indicating the name of the variety exhibited. Grain sorghums, forage sorghums, and corn should also be identified, with breeder's name and the variety number. Premiums will not be awarded to exhibits unless properly identified.

4. Where a class is not divided into varieties, all varieties in that class compete together for the class award except where four or more exhibitors are entered in a variety, in which case they will be judged together as a separate class.

5. Exhibits of anything or varieties not listed will be appreciated. They will be judged and ribbons awarded but no cash premiums can be paid.

Note: To help promote the freshest product possible for judging, check-in and judging times have changed.

6. Ribbon values: Purple: \$3.50, Blue: \$1.75, Red: \$1.25 and White: \$0.75

Classes

228. Odd Vegetable

229. Wheat Public Varieties (1 gal.) e.g. Jagger, 2137, 2163, etc.

230. Wheat Proprietary Varieties (1 gal) e.g. Pecos, Tomahawk, Big Dawg, Coronado, etc.

231. Oats (1 gal)

232. Barley (1 gal)

233. Rye (1 gal)

234. Grain Sorghums, 10 heads (Short season varieties)

235. Grain Sorghums, 10 heads (Long season varieties)

236. Sorghums, 10 heads

A. Forage

B. Sudan Grass

C. Others

237. Popcorn, 10 ears

238. Yellow Corn, 10 ears

239. White Potatoes (display 5-1 variety)

240. Red Potatoes (display 5)

241. Sweet Potatoes

Small Vegetables (Display 5)

242. Table Beets

243. Bermuda Onions

244. Yellow Onions

245. Red Onions

246. Carrots

247. Parsnips

248. Tomatoes (large fruit)

249. Tomatoes – Pear

250. Tomatoes – Cherry

251. Turnips

252. Cucumbers – Slicers

253. Cucumbers – Pickles

254. Bell Peppers, Green

255. Other Peppers

256. Bell Peppers, Yellow

257. Okra

258. String Beans

259. Rhubarb

260. Other Vegetables

Large Vegetables

261. Watermelon (large)

262. Watermelon (refrigerated)

263. Squash, Winter

264. Squash, Summer, Yellow

265. Squash, Zucchini

266. Squash, Other

267. Pumpkin

268. Pumpkin, Pie

269. Cantaloupe, Muskmelon

270. Eggplant

271. Cabbage

272. Sunflower Head

273. Other Large Vegetable

274. Exhibit consisting of five different fresh vegetables.

Canned vegetables are not accepted. Only one variety of a specific vegetable may be exhibited. The number of the individual vegetables to be exhibited is as follows: Large Vegetables (One Each): Watermelon, Squash, Pumpkin, Eggplant, Cabbage, Cantaloupe Medium Vegetables (5 Each): Cucumbers, Peppers, Tomatoes, Parsnips, Carrots, Okra, Beets, Onions, Irish Potatoes, Sweet Potatoes, Red Potatoes. If

a small vegetable, such as green beans, is used as one of the five different vegetables, a dozen is suggested.

- 275. Apples, Display 5
- 276. Peaches, Display 5
 - A. Freestone
 - B. Cling
- 277. Raspberries
- 278. Blackberries
- 279. Alfalfa, 1 bale
- 280. Prairie Hay
- 281. Legume Seed
 - A. Alfalfa, 2 quarts
 - B. Sweet Clover, 1 quart
- 282. Junior Vegetable Class – open to youth 14 years of age and under who are not members of 4-H or Scouts. Individuals may have four different entries in this class. Each entry will be judged according to its quality and awarded a purple, blue, red or white ribbon, \$3.50 for a Purple, \$1.75 for a Blue, \$1.25 cents for a Red, 75 cents for a White.

Market Wheat Show

Entries due: Friday, July 10, 5 p.m. to their respective elevators.

Awards will be displayed in the North Room during the Festival of Breads.

Judging and Results – Saturday, July 25, Noon

- 1. All entries will be tested prior to the County Fair.
- 2. Crop Data Cards and Samples are to be turned in to the Extension Office no later than 5 p.m. on July 10.
- 3. All wheat exhibits must be produced in Kingman County during the present year.
- 4. Any entry which has been hand-picked or screened will be disqualified.
- 5. Limitations of entries: Each farmer is limited to one (1) entry for each variety of wheat grown on the exhibitor’s farm. A producer is someone who is recognized by the FSA (Farm Service Agency) as a tenant with the county.
- 6. All samples will be graded by the Kansas Grain Inspection Service prior to the County Fair.
- 7. Premiums will be awarded for 1st through 3rd places. In case of a tie, premiums will be added together and divided by the number of tying entrants.
- 8. Entries shall be accompanied with the complete official crop data card.
- 9. Samples should consist of 5 pounds of wheat.

Samples will be judged by the following criteria:

Points:	
Test Weight	200
Protein	225
Dockage	200
Shrunken/Broken Kernels	100
Completeness of Crop Data Card	25
Variety/Mill Bake	250
Total	1,000

The top three (3) entries will be eligible to be displayed at the Kansas State Fair.

Prizes: 1st Place-\$75, 2nd Place-\$50, 3rd Place-\$35

Department B: Paul Conrardy Festival of Breads

Saturday, July 25, Entry Deadline – 2 p.m.

Show starts at 2 p.m. North Room

Superintendents: Sheila Govert & Barb Tatro

The Paul Conrardy Festival of Breads will be held at the Kingman County Fair. The contest will consist of two divisions and is open to all ages.



Rules

- 1. The entry must be made with wheat flour or some variation thereof.
- 2. The exhibitor may enter two entries, one per class.
- 3. All entries must be accompanied by an entry card and recipe.
- 4. Entries must be at the Activity Center no later than 2 p.m. on Saturday, July 25. The judging will take place at 2 p.m. Late entries are not eligible for prizes.
- 5. Cash prizes will be awarded as follows: Adult, 1st place: \$25; 2nd place: \$15; 3rd place: \$10; Youth, 1st place: \$25; 2nd place, \$15; 3rd place, \$10. An individual may only win one cash prize.
- 6. Participants are encouraged to be there to accept their prizes.
- 7. Judge will make public comments about entries.
- 8. Recipes are required.

Adult classes (18 years and over)

- 283. Yeast bread
- 284. French bread
- 285. Fancy sweet bread (cinnamon rolls, tea rings, etc.)
- 286. Muffins
- 287. Quick breads
- 288. Rolls
 - B1. Bread machine

Youth classes (17 years and under)

- 289. Yeast bread
- 290. French bread
- 291. Fancy sweet bread (cinnamon rolls, tea rings, etc.)
- 292. Muffins
- 293. Quick breads
- 294. Rolls
 - B2. Bread machine

Ages are as of Jan. 1, 2015.

Department C: Woodworking

Check-in – Thursday, July 23, 4-6 p.m.

Judging – Friday, July 24, Noon

Superintendent: David Roth

- 1. Fair Board will not be responsible for damage to items.
- 2. Each item will be judged in one class only.
- 3. Ribbon values: Purple: \$3.50, Blue: \$1.75, Red: \$1.25 and White: \$0.75.

Classes

295. Adult Woodworking 14 and older (All entries will be divided into like classes for judging)

296. Junior Woodworking 14 and younger (All entries will receive a ribbon)

Department D: Rabbits

Judging Rabbits – Saturday, July 25, 10 a.m.

Superintendent: Michelle Gumble

Jr. Superintendent: Tyler McAndrew

Rules

1. Classes may be combined or divided at the discretion of the judge.

2. All rabbits must be purebred. Crossbreeds will not be judged. (Max. weight 5 lbs./rabbit)

3. All entries must be checked in and in place between 8 a.m. and noon on Friday.

4. No rabbits will be released until Sunday at 6 p.m.

5. Rosette Ribbons will be offered for selected Champion classes.

6. Cages furnished. Must provide own feed and water.

7. Rabbits must be tattooed.

8. Rabbit classes will be broken down further after all entries are received on Friday. Each exhibitor is limited to 6 entries.

9. Ribbon values: Purple: \$3.50, Blue: \$1.75, Red: \$1.25 and White: \$0.75.

10. Do not leave animals prior to check-in.

11. **No poultry will be shown during the 2015 Fair due to Kansas Department of Agriculture's Stop Movement order on all poultry events for the 2015 calendar year.**

Classes

Rabbits

297. Doe, Sr.

298. Buck, Sr.

299. Doe, Jr.

300. Buck, Jr.

301. Rex Fur

302. Wool Entries

303. All other fur entries

304. Meat class 3 rabbits

Department E: FFA Farm Mechanics

Check-in – Thursday, July 23, 4-6 p.m.

Judging – Saturday, July 25, Noon

The following FFA Chapters of Kansas are invited to participate in a farm mechanics display at the Kingman County Fair: Pratt, Harper, Cheney, Mulvane, Haven, and Kingman.

Rules and Regulations

1. All exhibits must be in place by 8 p.m. on Thursday, July 23.

2. Every article entered for exhibition must have been made by a student regularly enrolled in Vocational Agriculture in one of the above mentioned schools except in the case of

entries of farm machinery repair, in which case the entire repair job must have been done by a student.

3. Chapters will be required to enter 4 projects, with 1 repair project optional.

4. Individuals from the above mentioned chapters may enter projects for individual awards with a maximum of 2 entries.

5. Entries need to have weather resistant tag indicating participant's name, school grade and the name of the entry.

Individual Awards: 1st Place - \$100; 2nd Place - \$75; 3rd Place - \$50. Best Chapter exhibit: \$100.

OPEN CLASS

FAMILY CONSUMER SCIENCE

1. Open Class entries will be received from 4-6 p.m. with the exception of food and horticulture. See rules under each division for check-in time clarification.

2. Only 1 entry to each class may be made by the same exhibitor.

3. All exhibits must have been made or produced during the year since previous fairs.

4. All entries must have been made by the participant in whose name the entry is made.

5. All premiums will be paid as listed and in accordance with Rules and Regulations.

6. Exhibitors in this Department are prohibited from removing any of their exhibits at the close of the Fair. They must be waited upon by assistants appointed for that purpose. Exhibits are to be picked up between 5 and 6 p.m. on Sunday, July 26.

7. Each entry must be entered on separate entry cards.

8. Please indicate "Open Class" on the entry card.

9. Senior citizen – 60 years or older.

Entry Cards

1. Exhibitors will be able to pick up Open Class Fair cards prior to the Fair.

2. Upon arrival at the Fair, the check-in table will record how many entries the exhibitors have brought to the Fair. All unused entry cards must be returned to the Fair office.

Junior Division

Junior classes are listed for various departments. These classes are open to any youth 14 years of age and under. All exhibits will receive a ribbon based on the quality of the product – \$3.50 will be paid for each Purple, \$1.75 for each Blue ribbon, \$1.25 for each Red and 75 cents for each White. One entry may be made per class. Exhibitors may participate in consultation judging with the judge if they wish.

Department F: Food Preparation

Check-in – Friday, July 24, 7:30-8:30 a.m.

Judging – Friday, July 24, 9 a.m., North Room

Superintendents: Carol Young and Mary Jo Ziegler

1. See General Rules – Open Class Section.



2. Recipes are required. Please present the recipe with the exhibitor's name on a plain 8.5"x11" piece of paper.

3. For food safety purposes, any food with custard and cream cheese type fillings and frostings, flavored oils, "canned" bread or cakes in a jar, or food requiring refrigeration will not be judged. No perishable food items allowed.

4. Remove baked products from baking pans and place on a heavy covered cardboard cut to fit the size of the product. Place in a clear plastic bag. Enter whole products.

5. All entries must have a gummed label and entry card attached to the product. These may be picked up at the entry table or at the Extension Office prior to the Fair.

6. Entries of rolls, cookies, candy, muffins (small baked goods) should include 3 samples.

7. All food must be displayed on new plates or trays. (Styrofoam meat trays WILL NOT be accepted.)

8. All entries must be approved by superintendent or Fair official.

9. Ribbon values: Purple: \$3.50, Blue: \$1.75, Red: \$1.25 and White: \$0.75.

Classes – Adult

305. Yeast Bread

- A. White Yeast
- B. Whole Grain (Rye)
- C. Multi-Grain
- D. Bread Machine, white
- E. Bread Machine, wheat or multi-grain
- F. French Bread
- G. Fancy Sweet Breads (tea ring, etc.)
- H. Other (i.e. Sourdough, Italian, Hamburger Buns, etc.)

306. Rolls

- A. Dinner Rolls, White
- B. Dinner Rolls, Wheat
- C. Cinnamon Rolls, (3) (no frosting)
- D. Sugar Free Cinnamon Rolls (3)
- E. Other Rolls

307. Quick Breads

- A. Pumpkin Bread
- B. Zucchini Bread
- C. Banana Bread
- D. Cornbread
- E. Fruit Muffins
- F. Coffee Cake (without yeast)
- G. Biscuits
- H. Scones
- I. Doughnuts (unfrosted & unsugared)
- J. Other Quick Breads

308. Cakes

- A. Angel Food (unfrosted with crust on)
- B. Burnt Sugar
- C. Chocolate (frosted)
- D. White (frosted)
- E. Chiffon
- F. Spice (frosted)

- G. Sponge (unfrosted)
- H. Cupcakes (3) frosted
- I. Cupcakes (unfrosted)
- J. Fruit Cake (baked)
- K. Fruit Cake (unbaked)
- L. Bundt Cake
- M. Cupcakes
- N. Other

309. Tricks with Mix - Start with a mix, then create a baked item other than what the mix was intended for. That is where the trick comes in.

- A. Cake (frosted)
- B. Cake (unfrosted)
- C. Cookies / Bars
- D. Muffins / Breads
- E. Rolls
- F. Other

310. Candy (3 pieces)

- A. Divinity
- B. Peanut Brittle
- C. Fudge
- D. Other

311. Pie

- A. Apple
- B. Cherry
- C. Mincemeat
- D. Peach
- E. Other

312. Cookies (3 per plate)

- A. Dropped
- B. Rolled
- C. Icebox
- D. Bar
- E. Fancy Cookies
- F. Brownies
- G. Molded or Shaped
- H. Unbaked
- I. Other

313. Creative Baking

- A. Decorated Cake (not to be cut)
- B. Artisan Bread
- C. Other

314. Junior Foods

- A. Loaf Quick Bread (nut or fruit)
- B. Loaf Yeast Bread
- C. Yeast Rolls (3 each)
- D. Muffins (3 each)
- E. Drop Cookies (3 each)
- F. Bar Cookies (3 each)
- G. Rolled and Cut Cookies (3 each)
- H. Icebox Cookies (3 each)
- I. No-Bake Cookies (3 each)
- J. Sponge Angel Food Cake (unfrosted)
- K. Layer Cake (frosted)
- L. Decorated Cake
- M. Frosted Cupcakes (3 each)

- N. Candy (3 pieces)
- O. Other Baked Product

Department G: Food Preservation
Judging – Friday, July 24, 9 a.m.

**Adults and youth are eligible for
 the Ball Fresh Preserving Award**



1. Product must have been processed by the following method to be acceptable:

A. Pressure Canned: Low acid vegetables, meat, poultry, soups, mixed foods.

B. Water Bath Process: Fruit, tomatoes, preserves, conserves, jams, jellies, pickles.

C. Exhibits must have been preserved since the member's previous year's county fair, and not been exhibited at the previous county fair. Ex. For fair date July 28, 2014 items canned following that date can be exhibited at this year's fair.

D. Recommended method of processing must be used. Follow guidelines in K-State Research and Extension Food Preservation publications or "USDA's Complete Guide to Home Canning"; and "So Easy to Preserve, 6th edition, Cooperative Extension Service The University of Georgia"; or "Ball Blue Book for Preserving" (2012) or later. Open kettle canning or oven canning food will not be accepted. Pickles and sweet spreads must be processed using the water bath process for the altitude of residence. Low acid products must be pressure processed properly for the altitude of residence. Refer to following K-State Research and Extension publication 4H712, "Food Safety Recommendations for Food Preservation Exhibits", MF3170 – "10 Tips for Safe Home-Canned Food", MF3172 "What's Your Elevation?" and MF3171 – "Sassy and Safe Salsa at Home" for information to help you make informed, safe food preservation exhibit decisions. **Homemade recipes or other untested recipes will be disqualified for safety reasons.**

E. No alcohol should be included as an ingredient in food preservation entries. Entries with alcohol in a recipe will be disqualified and not be judged.

F. Each exhibit must have the complete recipe and instructions attached with the entry card, or it will be lowered one ribbon placing

2. Label jar with contents (including variety), canning dates, process time, and canning method.

3. Exhibits must be sealed in clear clean standard canning jars, with matching brand (use Ball lids on Ball jars or Kerr lids on Kerr jars, etc.) two-piece lids. Ball and Kerr plaid or fruit decorated or brushed silver lids are permissible, but fancy padded lids, fabric over wraps or cozies interfere with the judging process and should not be used. Jelly must be in half pint or pint jar. All other products must be in pint or quart jars. NOTE: There are now 12 oz. canning jars available. If there is not a USDA recommended process time available and 24 oz. for the 12 oz. jar, these may be used with a pint jar process

recommendation. Use quart jar process recommendations for 24 oz. jars.

4. No paraffin may be used.

5. Ribbon values: Purple: \$3.50, Blue: \$1.75, Red: \$1.25 and White: \$0.75.

Classes

315. Fruits

- A. Apples
- B. Applesauce
- C. Apricots
- D. Blackberries
- E. Blue Plums
- F. Bing Cherries
- G. Pie Cherries
- H. Pineapple
- I. Peaches
- J. Pears
- K. Sand Plums
- L. Any Other Variety
- M. Variety, 5 different fruits, pts., qts., all of the same

316. Jelly

- A. Apple
- B. Blackberry
- C. Blue Plum
- D. Cherry
- E. Crab Apple
- F. Apricot
- G. Strawberry
- H. Sand Plum
- I. Grape
- J. Any Other Variety
- K. Sugar Free

317. Butter or Jam

- A. Apple
- B. Grape
- C. Peach
- D. Pear
- E. Sand Plum
- F. Apricot
- G. Strawberry
- H. Any Other Variety
- I. Sugar Free

318. Preserves

- A. Apple
- B. Apricot
- C. Cherry
- D. Melon
- E. Peach
- F. Pear
- G. Sand Plum
- H. Strawberry
- I. Tomato
- J. Any Other Variety
- K. Sugar Free

319. Pickles

- A. Beet

- B. Bread and Butter
- C. Chili Sauce
- D. Watermelon Pickles
- E. Cucumbers, Sweet
- F. Dill
- G. Mixed
- H. Relish
- I. Pickled Okra
- J. Any Other Variety Pickles
- K. Catsup
- L. Cinnamon Pickles
- M. Pickled Peppers

320. Vegetables

- A. Asparagus
- B. Beans, Green
- C. Beans, Lima, Green
- D. Wax Beans
- E. Beets, small whole
- F. Beets, sliced or diced
- G. Carrots
- H. Corn
- I. Mixed Vegetables
- J. Potatoes
- K. Stewed Tomatoes, canned w/non-acid vegetables
- L. Miscellaneous
- M. Tomatoes

321. Other canning

- A. Chow
- B. Black Bean
- C. Other Salsa
- D. Meats
- E. Mincemeats
- F. Any Other Variety of Canned Meat

Department H: Clothing**Check-in – Thursday, July 23, 4-6 p.m.****Judging – Friday, July 24, 9 a.m.***Superintendents: Rita Kinsler & Darla Kerschen*

1. All articles must be clean.
2. Only 1 entry in each class may be made by the same exhibitor.
3. All articles entered in this department must have been made since the previous Fair or later by the party in whose name the entry is made.
4. Premiums will only be paid as listed. Exhibits of anything not listed will be appreciated. They will be judged and ribbons awarded, but no class premiums can be paid.
5. Entries must have hanger in place for hanging.
6. Ribbon values: Purple: \$3.50, Blue: \$1.75, Red: \$1.25 and White \$0.75.

Classes**322. Home Sewing**

- A. Best Dress
- B. Casual Dress
- C. Long Dress
- D. 2-Piece Outfit

- E. Woman or Girl's Coat
- F. Woman or Girl's Suit
- G. Woman's Slacks
- H. Man or Boy's Tailored Coat or Jacket
- I. Woman's Blazer
- J. Man or Boy's Slacks
- K. Child's Coat (12 yrs. and under)
- L. Child's Best Dress (12 yrs. and under)
- M. Child's Dress, Plain (12 yrs. and under)
- N. Boy's Dress Outfit (12 yrs. and under)
- O. Child's Play Outfit (12 yrs. and under)
- P. Infant Garment
- Q. T-Shirt
- R. Man or Boy's Shirt
- S. Blouse
- T. Skirt
- U. Shorts
- V. House Coat
- W. Sr. Citizen Garment
- X. Aprons, Plain
- Y. Aprons, Fancy
- Z. Other

323. Junior

- A. Dress
- B. Slacks
- C. Skirt
- D. Blouse
- E. Sport Outfit
- F. Miscellaneous

Department I: Quilts and Fancy Work**Check-in – Thursday, July 23, 4-6 p.m.****Judging – Friday, July 24, 9 a.m.***Quilt Superintendents: Jenny Clouse, Galene San Romani, Patty White & Janet Arensdorf**Fancy Work Superintendents: Rita Kinsler & Darla Kerschen*

1. All articles must be clean.
2. Only 1 entry in each class may be made by the same exhibitor.
3. All articles entered in this department must have been made since the previous Fair by the party in whose name the entry is made. Quilts and afghans are the exception.
4. Premiums will only be paid as listed. Exhibits of anything not listed will be appreciated. They will be judged and ribbons awarded, but no cash premiums paid back.
5. All entries in this division must be machine or hand needle or hooked work.
6. All work on each entry will be judged.
7. Ribbon values: Purple: \$3.50, Blue: \$1.75, Red: \$1.25 and White: \$0.75.

Classes**324. Quilts: Twin Bed size or larger**

- A. Appliquéd, hand quilted
- B. Appliquéd, machine quilted
- C. Pieced, hand quilted
- D. Pieced, machine quilted

- E. Embroidered, hand quilted
- F. Embroidered, machine quilted
- 325. Table Runner**
 - A. Appliquéd, hand quilted
 - B. Appliquéd, machine quilted
 - C. Pieced, hand quilted
 - D. Pieced, machine quilted
- 326. Quilting Projects**
 - A. Whole Cloth
 - B. Baby or Child Quilt
 - C. Appliquéd Wall Hanging
 - D. Pieced Wall Hanging
 - E. Embroidered Wall Hanging
 - F. Senior Citizen Work
 - G. Men's Wall Hanging
 - H. Other Quilting Project
(throws, lap quilts, hot pads, etc.)
- 327. Weaving**
 - A. Woven Article
- 328. Knitting or Crochet**
 - A. Knitted Afghan
 - B. Crocheted Afghan
 - C. Knitted Sweater
 - D. Crocheted Sweater
 - E. Baby Set – Knitted or Crocheted
 - F. Doily
 - 1. Small – Under 12"
 - 2. Larger – Over 12"
 - G. Novelty Item
 - H. Senior Citizen Work
 - I. Crochet Tatting
 - J. Tablecloth
- 329. Knitting or Crochet: Other**
- 330. Tatting**
 - A. Doily
 - B. Edging
- 331. Embroidery**
 - A. Pillow Cases, Pair
 - B. Luncheon or tablecloth
 - C. Wall hanging or crewel picture
 - D. Tea Towel
 - E. Senior Citizen Work
- 332. Embroidery: Other**
- 333. Pillows – Filled**
 - A. Fancy
 - B. Practical
- 334. Rug**
 - A. Hooked
 - B. Braided
 - C. Crocheted
- 335. Textile Painting**
 - A. Tea Towel
 - B. Wall Panel or Picture
- 336. Household**
 - A. Accessory
 - B. Pot Holder

- 337. Needlepoint**
 - A. Large – Over 12"
 - B. Small – Under 12"
- 338. Counted Cross Stitch**
 - A. Large – 8x10 or larger
 - B. Medium – 5x7 or larger
 - C. Small – Under 5x7
- 339. Sewn Cloth Toys, Dolls, Animals**
- 340. Decorated Sweatshirts**
- 341. Junior**
 - A. Needlepoint
 - B. Embroidery
 - C. Knitting
 - D. Crocheting
 - E. Counted Cross Stitch
 - F. Quilting
 - G. Latch Hook
 - H. Miscellaneous

Department J: Flower Show

Entries taken Saturday, July 25, 4-6 p.m.

Show begins at 6 p.m.

Superintendents: Cindy Bake, Barb Tatro & Brittany Esposito

Rules

1. Entries must be in place by 6 p.m. on Saturday.
2. No polishing of leaves or artificial coloring accepted.
3. Only one entry in each class may be made by same exhibitor or from same garden.
4. No professional florist allowed.
5. No single specimens except where stated.
6. In classes 367 – 373 flower material counts 1/3, quality of material 1/3 and arrangement 1/3.
7. Ribbon values: Purple: \$3.50, Blue: \$1.75, Red: \$1.25 and White: \$0.75

Classes

- 342. Cushion Chrysanthemums
- 343. Best Collect of Wildflowers
- 344. Roses (not less than 3)
- 345. Roses (3 same variety)
- 346. Rose (1 specimen)
- 347. Cosmos
- 348. Coreopsis
- 349. Large Zinnias
- 350. Small Zinnias
- 351. Large Flowered Marigolds
- 352. Small Marigolds
- 353. Lantana
- 354. Echinacea (Cone Flower)
- 355. Gaillardia
- 356. Coxcomb (small leaf)
- 357. Coxcomb (beefsteak type)
- 358. Salvia
- 359. Snapdragons
- 360. Verbenas
- 361. Single Petunias
- 362. Double Petunias

- 363. Ruffled Petunias
- 364. Gladioli
- 365. Sunflowers
- 366. Asters
- 367. Delphinium
- 368. Scabiosa
- 369. Hibiscus
- 370. Hollyhock
- 371. Butterfly (bush or plant)
- 372. Strawflower
- 373. Caladiums
- 374. Any Other Flower
- 375. Largest & Best Collection of Annuals
(not over 10 varieties)
- 376. Largest & Best Collect of Perennials
(not over 10 varieties).
- 377. Pompon Dahlias
- 378. Dahlia (3 large type)
- 379. Dahlia (1 show exhibition flower, not over 8")
- 380. All White Arrangement
(using white flowers and white container)
- 381. Vase Cut Flowers
- 382. Floral Arrangement for Dinner Table Decoration
- 383. Patriotic Arrangement in Red, White & Blue
Flowers suitable for table decoration
- 384. Pair of vases arranged for Mantle Decoration
- 385. Arrangement of gladioli for Table Decoration
- 386. Tuberous Begonias (Pot or Cut Flowers)
- 387. Creative Arrangement
- 388. Creative Hummingbird Attraction
- 389. Dried Material Arrangement Best House Plants
- 390. Cactus
- 391. Philodendron
- 392. African Violets
- 393. Hanging House Plant
- 394. Begonia
- 395. Fern
 - A. True Fern
 - B. Asparagus Fern (Sprengeri, Plumosa, Foxtail & others)
- 396. Other house plants
 - A. Specimen House Plants
 - B. Sansevieria (Snake Plant)
 - C. Geranium
 - D. Flowering House Plant
 - E. Dish Garden (not to exceed 12" wide and 4" deep)
 - F. House Vine Plant
 - G. Miniature Rose Bush
 - H. Container Garden
 - I. Any other Plant not specified

Flower Sweepstakes

The exhibitor getting most points in the flower show, allowing 3 points for each 1st, 2 points for 2nd and 1 point for each 3rd.

Department K: Art Exhibition and Contest

Check-in – Thursday, July 23, 4-6 p.m.

Judging – Friday, July 24, 9 a.m.

Superintendents: Jeralyn Hill and Tracy Rohlman

Junior Superintendent: Kacie Rohlman

- 1. Rules allow for 3 pictures per person.
- 2. Pictures may be in any media.
- 3. All pictures must be equipped to hang (matted or framed).
All work must be original.
- 4. Be sure to list your age on your entry card.**
- 5. Artwork must be titled and dated with a 3x5 card attached (i.e. paperclip).
- 6. All exhibits needing to be hung must have a wire hanger attached to be properly displayed.
- 7. Each Class winner will receive a sweepstake ribbon and prize money.
- 8. Ribbon values: Purple: \$3.50, Blue: \$1.75, Red: \$1.25 and White: \$0.75

Classes

Adult 19 years and over

- 397. Oils
- 398. Acrylics
- 399. Watercolor
- 400. Pen & Ink
- 401. Other Media
- 402. Free Style Art

Senior 14-18 years old

- 403. Oils
- 404. Acrylics
- 405. Watercolor
- 406. Pencil
- 407. Mixed Media
- 408. Other Art

Intermediate 10-13 years old

- 409. Oils & Acrylics
- 410. Watercolor
- 411. Other Media (Other pigment – pen & ink, print, etc.)

Junior 3-9 years old

- 412. Oils & Acrylics
- 413. Watercolor
- 414. Other Media (Other pigment – pen & ink, print, etc.).

Department L: Hobbies and Crafts

Check-in – Thursday, July 23, 4-6 p.m.

Judging – Friday, July 25, 9 a.m.

Superintendent: Shanna Henry

- 1. Read General Rules.
- 2. Article must have been made in the last year, after the previous Kingman County Fair.
- 3. Utmost care will be taken to avoid breakage, but in case of an accident, the Fair Board is not responsible.
- 4. No duplicates per single exhibitor will be allowed.
- 5. Exhibitor may enter one entry per class.
- 6. Ribbon values: Purple: \$3.50, Blue: \$1.75, Red: \$1.25 and White: \$0.75.

Classes

- 415. Stuffed Dolls, Animals
- 416. Wheat Weaving
- 417. Wood Carving
- 418. Leather Craft
- 419. Stained Glass
- 420. Holiday Crafts
- 421. China Painting
 - A. Professional China Painting
 - B. Amateur China Painting
- 422. Decorated Clothing
(painted shirts, sweatshirts, etc.)
- 423. Folk Art & Tole Painting
- 424. Wood Crafts
- 425. Ceramics (commercial mold, glazed)
- 426. Ceramics (commercial mold, dry brush)
- 427. Pottery, Wheel Piece
- 428. Pottery, Hand Molded
- 429. Collection Display (Scrapbooks, etc.)
- 430. Iron Craft
- 431. Other Craft
- 432. Junior Crafts
 - A. Stuffed Dolls
 - B. Wheat Weaving
 - C. Leather Crafts
 - D. Stained Glass
 - E. Holiday Crafts
 - F. China Painting
 - G. Decorated Clothing (painted shirts, sweatshirts, etc.)
 - H. Folk Art & Tole Painting
 - I. Ceramics (commercial mold, glazed)
 - J. Ceramics (commercial mold, dry brush)
 - K. Pottery, Wheel Piece
 - L. Pottery, Hand Molded
 - M. Collect Display (scrapbook, etc.)
 - N. Any Other Junior Craft
 - O. Iron Craft

Department M: Photography

Check-in – Thursday, July 23, 4-6 p.m., Activity Center

Judging – Saturday, July 25, Kingman Armory

Superintendents: Amber Zwierzychowski & Paula Fankhauser

Volunteers: Lynette Allender, Kim & Sydney Barnes & Shanna Henry

Rules

1. All entries need to be checked in on Thursday, July 24 from 4-6 p.m. in the Entryway of the Activity Center.
2. You may enter one photograph per class, for a total of 3 entries at the fair. In addition, one photo may be entered in the special competition.
3. Photos must be mounted. For mounting instructions, see 4-H Photography rules number 6.

For Juniors and Amateurs

4. Photos are to be mounted across the narrow (11") dimension of an 11"x12.5" sheet of white or cream studio matte board. Do not use foam core board. Photos mounted on poster board will not be displayed. Photo matte boards are available for purchase through the Extension Office.

5. Remove the white border from the enlargement before mounting. All photos must be no larger than 8"x10" and no smaller than 7"x9" after trimming.

6. Photos must be mounted with the top edge of the print 1" below the top of the mount. The sides of the print must be equal distance from the two sides of the mount.

7. A permanent mount must be made by using photographic adhesive.

8. No lettering is permitted on the front of the mount or on the photo – only on the entry card. No underlay's or borders are to be used. No contact prints on front of the mount.

9. To protect exhibits from dust and moisture, place mounted photo in a two-gallon freezer-type bag. Drop entry cards into the bag in front of your photo so the entry card shows to the outside of the bag.

For Professionals

10. Only work created in the two years previous to the current year fair is eligible for entry.

11. Articles done in a workshop or class are not eligible.

12. If photographer's name appears on the photograph, please cover the name for judging purposes.

13. The primary audience consists of family and youth. The superintendent reserves the right to reject any work of art that may be considered objectionable by that audience.

NOTE: Ribbon values: Purple: \$3.50, Blue: \$1.75, Red: \$1.25 and White: \$0.75.

Classes

433. Amateur Photography (Age 15 & up)

- A. Pictorial Print Black & White
- B. Pictorial Print Color
- C. Pictorial Print World in Motion Color
- D. Photojournalism Print; Black and White
- E. Photojournalism Print; Color
- F. Figure or Portrait; Human or Animal; Black and White
- G. Figure or Portrait; Human or Animal; Color
- H. Nature Print
- I. Unclassified/Abstract/Special Effects; Black and White
- J. Unclassified/Abstract/Special Effects; Color

434. Professional Photography (Those working within the photography industry)

- A. Pictorial Print Black and White
- B. Pictorial Print Color
- C. Pictorial Print World in Motion Color
- D. Photojournalism Print; Black and White
- E. Photojournalism Print; Color
- F. Figure or Portrait; Human or Animal; Black and White
- G. Figure or Portrait; Human or Animal; Color
- H. Nature Print
- I. Unclassified/Abstract/Special Effects; Black and White
- J. Unclassified/Abstract/Special Effects; Color

435. Junior Photography

- A. Pictorial Print Black & White
- B. Pictorial Print Color

- C. Pictorial Print World in Motion Color
- D. Photojournalism Print; Black and White
- E. Photojournalism Print; Color
- F. Figure or Portrait; Human or Animal; Black and White
- G. Figure or Portrait; Human or Animal; Color
- H. Nature Print
- I. Unclassified/Abstract/Special Effects; Black and White
- J. Unclassified/Abstract/Special Effects; Color

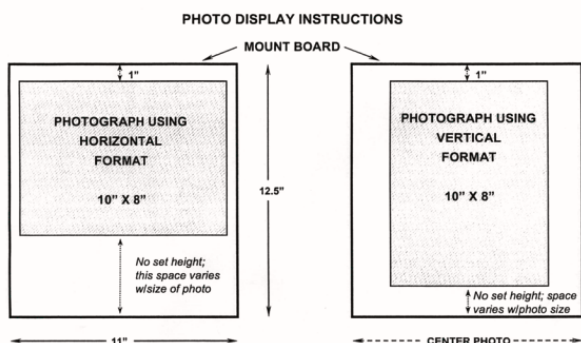
**KINGMAN COUNTY SPECIAL
PHOTO COMPETITION
"Progress"**

1. This division features photos taken within Kingman County rural or town photos accepted.
2. Please follow mounting instructions for 4-H/Open Class Amateur/Open Class Junior divisions for all Kingman County Pride photos.
3. Participants may enter one photo. This photo should NOT be one that has also been entered in either Open Class or 4-H Divisions (this includes photos in which the finish has been manipulated, for example, color to black and white).
4. Only photos taken since the previous County Fair accepted.
5. Participants must include a description on an accompanying index card as to how this photo applies to the theme: "Progress".

NOTE: Ribbon values: Purple: \$3.50, Blue: \$1.75, Red: \$1.25 and White: \$0.75.

Classes

- 436. Amateur County Pride (15 & up)
- 437. Professional County Pride (those working within the photography industry)
- 438. Junior County Pride (14 & under)



Department N: Recycled Exhibits
Check-in – Thursday, July 23, 4-6 p.m.
Judging – Friday, July 24, 9 a.m.
Superintendent: Shanna Henry

1. Article may be made from any product made from recycled wood, material, plastic, metal/aluminum, or other items.
2. Limit one entry per person.
3. Sweepstakes to be awarded in Junior and Adult divisions.
4. Exhibit must be made of at least 80% recyclable items.

Classes

- 439. Adult Recycled Exhibit
- 440. Junior Recycled Exhibit

SCOUTING DIVISION

Department O: Girl Scouts
Check-in – Thursday, July 23, 4-6 p.m.
Judging – Friday, July 24 at 9 a.m.

1. Competition is open to all registered Girl Scouts and Brownies in Kingman County.
2. To be eligible for a ribbon, articles must have been made since previous Fair.
3. Any entry may be entered in the Girl Scout Department at the State Fair.
4. Each troop project is the responsibility of each troop and its members. Troop leader or her appointee is the chairman of arrangements responsible for placing and taking down projects.
5. All cakes, cookies and candy should be made from your own recipe, placed on cardboard, covered with a plastic bag and labeled on the bottom. Label must include name of product, name of exhibitor, Troop number and Department number.
6. Garments that have been worn or used must be carefully laundered or cleaned before exhibited and labeled.
7. All exhibitors will receive a blue, red or white ribbon based on the quality of the product. \$3.50 will be paid for each Purple ribbon, \$1.75 for each Blue ribbon, \$1.25 for each Red and \$.75 for each White.



GIRL SCOUTS

9. Classes will be determined by entries received. Like entries will be considered a class. No duplications per single exhibitor.

Class

441. Entries will be categorized into classes at the Fair. No duplicates by same exhibitor will be accepted.

Department P: Boy Scouts of America
Check-in – Thursday, July 23, 4-6 p.m.
Judging – Friday, July 24 at 9 a.m.

1. Open to all Cub Scouts, Webelos and Boy Scouts in Kingman County.
2. Only registered members.
3. Articles made within the past year by exhibitor.



BOY SCOUTS OF AMERICA

4. Refer to club programs, handbooks for merit badges.

5. Cub Scouts and Webelos may enter only under the Scout Section. Starting at age 8 or 3rd grade, Boy Scouts under the Scout Section starting at age 11 or 6th grade, and only one entry in each class.

6. All exhibitors will receive blue, red or white ribbons based on the quality of the product. \$3.50 will be paid for each Purple ribbon, \$1.75 for each Blue, \$1.25 for each Red and \$.75 for each White.

Class

442. Entries will be categorized into classes at the Fair. No duplicates by same exhibitor will be accepted.