

## Personal Page

YEAR 2009 to 2010

Name Logan McGinley Birth Date [REDACTED]  
 Club Sunnydale 4-H This is my 8 year in 4-H  
 Extension Unit Sedgwick County  
 Address [REDACTED] City [REDACTED] Zip [REDACTED]  
 Parent's or Guardian's Name [REDACTED]  
 School You Attend [REDACTED] Grade or Year [REDACTED]  
 I live on a farm ☐; in town (under 10,000) ☐; in a city (10,000-50,000) ☐;  
 in the country, but not on a farm ☐; in a suburb or city over 50,000 ☒.

Phone [REDACTED] E-mail [REDACTED]

Projects in which you are enrolled this year

Swine

Entomology

Foods

Leadership

Teen Council



I have personally prepared this report and believe it to be correct.

Date 8/16/10 Signed Logan McGinley  
 4-H Member

Approved:

Date 8/16/10 Signed [REDACTED]  
 Parent or Guardian

Date 8-24-10 Signed [REDACTED]  
 Community or Local 4-H Leader

A Personal Page should be filled out each year you are in 4-H and kept with your other 4-H records.

Kansas State University Agricultural Experiment Station and Cooperative Extension Service

New Personal Page

October 2008

K-State Research and Extension is an equal opportunity provider and employer. Issued in furtherance of Cooperative Extension Work, Acts of May 8 and June 30, 1914, as amended. Kansas State University, County Extension Councils, Extension Districts, and United States Department of Agriculture Cooperating, Fred A. Cholick, Director.

[REDACTED]

[REDACTED]

[REDACTED]

[REDACTED]

[REDACTED]

[REDACTED]

[REDACTED]

[REDACTED]

[REDACTED]

[REDACTED]

## 2009 – 2010 4-H Swine Story

Being involved in many different 4-H projects is very time consuming. If I'm not hunting for insects, I am practicing recipes. If it's not attending Teen Council meetings, it's being an officer at a club meeting. All of this tires me out but there is one project I just can't seem to get enough of; this project I love so much is swine. My name is Logan McGinley and I'm proud to be a member of the Sunnydale 4-H Club for an eighth year. This is also my seventh year in the swine project.

My 4-H year in the swine project started with working on my goals of gaining more knowledge and increasing my participation in the swine production industry. Since my family doesn't live or own farm land, I must rely on others to allow me to board my 4-H pigs for the six month show season. However, my grandfather in Oklahoma raises Duroc pigs. Whenever I get the chance, I work on his farm helping to wean piglets, feed his sows and boars, and one time I had to help him put a sow into a farrowing crate. I help him whenever we visit on weekends and holidays, picking up my fair pigs or during the week I spend there every summer. One of the most enjoyable things about helping at my grandfather's farm is being able to see my past show pigs become mothers. I have had two pigs, Rosy and Daisy, become parents at his farm. In fact, Daisy was the mother of two of my show pigs for this year.

The real fun started up around the beginning of April when I got my new set of pigs. My grandpa gave me two Duroc gilts, Penny and Athena, in exchange for all of my hard work at his farm. I bought my Yorkshire barrow, Cyrus, at an auction with money I had saved from my project work the previous year. Before my pigs arrived, I had to prepare their home so they stay healthy. The other project member, Cooper, and I went out to where we were going to keep the pigs and took out all of the equipment stored inside. We then used shovels, wheelbarrows, hoses, and brooms to clean out the muck and dirt. We did this process many times to guarantee that the

pen was clean. Once the pigs arrived, Cooper and I still had to clean the pen out almost every day to keep the dirt and poop from piling up. It was a lot of work, but it keeps my pigs happy and healthy.

My three pigs grew very well, stayed quite healthy and looked like winning pigs. When we were about three weeks out from our first show, I began to let Athena, Cyrus, and Penny out into a small arena. This was because they needed to learn to respond to a show bat in the show arena. Even though they learned quickly, all three were still squirrely at some times. A few days before the show, we found a problem with Penny. She had developed a cyst on her underside. The vet gave me medicine that I had to feed Penny twice a day to dissolve the cyst. I tried multiple methods to give her the medicine such as putting it in jelly, sprinkling it over her feed and we even thought about putting some on raw eggs. I finally just mixed it with peanut butter which I then scraped into her mouth.

We still went to the shows and had a good time. The pigs did not place very well at either show but they did show well for me. The couple of months between the prospect shows and the county fair were about making Athena and Cyrus look better and respond in the arena better. We did not worry about Penny as much because of the medicine we gave her did not eradicate the cyst; in fact it turned into a hernia later on. Unfortunately I was unable to show Penny in any other shows, but it presented an opportunity to increase my medical knowledge with swine. My parents fed her out for slaughter instead.

One of my goals this year was to improve on my skills as a junior project leader. Being a junior project leader is fun but tough. I am the junior swine project leader and I've learned to be patient with the younger member because he is fairly new to the project. Since he is new to the project there is much he does not know, like showmanship, feeding practices and fitting and grooming. When both of us were preparing for the show, I helped to teach him how to show a pig. I planned games during our showmanship practices so my member would have to take his pig to a destination then bring it back. I also acted as a judge in the arena and quizzed him with

showmanship questions that would most likely be asked. He did learn quickly but I still was patient when he messed up. A couple of things I am making sure he is doing is learning what to feed his pig, where cuts of meat are located on a pig, and how to watch for signs of illness in his pigs.

The time for the Sedgwick County Fair had come and I was optimistic that my pigs would do great. We got Athena and Cyrus unloaded and cleaned just in time for the weigh-in on Wednesday night. On Thursday we washed them yet again, clipped off tons of their hair, and gave them food. That night was the Market Hog show. Athena was up first in the show against two other pigs. She showed well in the arena but came in third place. After her came Cyrus. Cyrus was terrific that night. He didn't run around, he went where I wanted, and was even the Yorkshire Breed Champion! He did not achieve the title of Grand Champion unfortunately. It was ok with me because he helped make up for it during Senior Swine Showmanship. He did everything I wanted him to do in the arena. I easily knew the answers to the judge's questions due to the fact that I had been practicing with my project leader, reading project books, and researching online. At the end of it all I was announced the Swine Showmanship Champion in the senior division. By the way, the young member I had been mentoring was the champion showman in his division! I was so proud of him. .

Friday was a tough day to get through. Being the Senior Swine Showmanship Champion meant I would be in the Round Robin Showmanship Friday night. Most of my day was filled with getting lessons from other 4-H'ers on how to show all the different animals. I wasn't left out of the lesson giving that day. After I was done with the lessons for the other breeds, a few of the other Round Robin Showmanship contestants asked me if I would teach them how to show a pig. I got my pigs into the arena for a few minutes for my swine showmanship clinic. About four people came to my clinic, two of them from my own club. In my clinic I showed the attendees how to drive the pigs, what areas to keep the pig in, and how to keep eye contact with the judge. The best part was that I felt extremely confident about what I was teaching, but the worst part was

the time I taught it. Because of the fair's schedule, the only time I was able to give my clinic was in the middle of the afternoon. The one thing I would change if I did the clinic again would be doing it sometime earlier or later in the day; mid-afternoon in July is just too hot for pigs.

I believe that I did really well in the competition that night. All the animals except my sheep cooperated with me. I was not the victor this year but there is always the next. Saturday night was the Livestock Auction and BBQ where I helped set up, served food, and cleaned up when over. We packed our things, I said good bye to my pigs, and headed home.

While I was still preparing my pigs for the county fair, I went out to get my new set of pigs to show at the Kansas State Fair. I bought Franklin, a Yorkshire, while I got Benjamin from my grandfather in exchange for work. It was really great to have a terrific looking set of pigs to show later on. The two lived in the same area as my other pigs, but in a separate and smaller pen. Our friend, Mr. Tracy, was a big help setting up the pen. Last year he helped pour cement to create the new living area for my pigs and this year added new gates to the front to make the pen more secure and easy to move pigs in and out. Mr. Tracy had an extra panel that we put in to separate the big pen. I really appreciated all of his help with my project.

Before I brought my two pigs home, they had to be castrated. Everything went fine but there was a little problem with Franklin. Apparently not all of one of the testicles was removed during castration which led to some infections, one small surgery, and shots. He was fine afterwards, but it was a lot to go through. Once I was through showing my other pigs, it was much easier to focus on the health and weight of Benjamin and Franklin. We weighed them both of them on a regular basis. The feed rations that each one got were adjusted depending on how much they weighed. Ben and Frank were fed twice a day: once in the morning before school and once in the evening during normal chores. We finally showed at the Kansas State Fair where we did very well. My greatest success at the fair was placing second in the Yorkshire market class at the Kansas State Fair. Unfortunately, Franklin and Benjamin had torn pads which hindered their performance in the ring at the Kansas Junior Livestock Show two weeks later.

Even though I am greatly involved in my swine project, I also do many other activities within my 4-H community. One other project I am in is entomology. This year I increased my collection by over 20 insects. Along with my entomology box, I presented a demonstration that coincided with the topic. I presented my demonstration twice on the county level and once at the Kansas State Fair. I received a purple on my demonstration all three times and received a purple on my box. I am in the foods project as well. I took items to both the county and state fairs where I received purples on all of my projects.

Leadership is very important to me so I try to be as involved as I can in my club and community. In addition to being a junior project leader, I am also a member of the Sedgwick County 4-H Teen Council. I have served on various committees, been my club's Banquet Chairperson for the last three years, and served as my club's seal coordinator. Also, I was a 4-H Camp counselor for eight 9-10 year old boys, have participated in community service activities such as map painting at an elementary school playground and volunteered at the Wichita Garden Show. To increase my leadership and citizenship abilities, I attended state events such as Citizenship In Action and 4-H Discovery Days.

This is the end of another great year in 4-H and my swine project. One of the tasks I hope to accomplish next year is to create a demonstration that involves basic swine management practices. Not only would it be useful for competitions, but it would also allow me to expand my leadership role by teaching younger and newer members at both the local and county level. Next year we will also be increasing our project membership. Cooper's younger brother has been our tag-a-long for the past year but will now be getting his own pig! That will be a new challenge for me in working and mentoring such a young person. It should also be fun and entertaining.

## KANSAS 4-H AWARD PORTFOLIO (KAP)

Name Logan McGinley Project Award Area Swine

Date of Birth 05/25/95 County/District Sedgwick

Club Sunnydale Years in Project 7

### Instructions for organizing the Kansas 4-H Award Portfolio (KAP)

Complete this form and submit a separate award portfolio for each project or award program. For area and state judging, the form should be typed or computer generated to increase legibility. The words should be those of the member, but it is acceptable for someone else to type the form. See "The Kansas 4-H Award Portfolio Instructions" (New Publication) for detailed instructions, definitions and examples of how to complete this application.

Throughout this application, the following definitions apply. See "The Kansas 4-H Award Portfolio Instructions" (New Publication) for more expanded definitions, detailed instructions, and examples of how to complete this application:

**Citizenship** means helping out in your community and serving others without compensation.

**Leadership** is teaching another person or a group skills or information and includes organizing or coordinating an activity, event, or meeting; selecting and preparing materials, and selecting presenters.

**Hours** include the activity time and preparation/organization/practice time. They would not include personal time (travel, sleeping, meals, etc).

**Level of participation:** L - club/school/local community; C/D - county/district; A/R - area/regional within Kansas; S - State (Kansas or one other state); N - National (Nat'l) - two or more states; I - International (Int'l)

**Non-4-H Experiences:** May include, but is not limited to, school (FFA, clubs, groups/teams, activities); community (clubs, groups/teams), faith based activities/organizations; breed associations.

**Page:** Use one side of the paper only (front). No printing, pictures or other information is to be included on the back side of any page. Use white paper only.

**Contents:** Put each portfolio inside a cover and secure pages so they don't fall out. Do not use plastic sleeves, dividers, or table of contents. Label the front of each cover with your name, county/district, club, and name of the award program. Font size - must be at least 10 point. Assemble the information in this order:

1. Personal Page from 4-H Record Book (clear photocopy is acceptable on all records)
2. 4-H Story - Not to exceed 6 pages, double-spaced on one side of paper. Use the story to expand on your project knowledge, skills, accomplishments, personal growth, etc.
3. Kansas Award Portfolio (KAP)
4. Photographs - include a maximum of three one-sided pages (no more than six pictures per page). Photos should be captioned and show project involvement, leadership and citizenship within this award program. The KAP now includes formatted pages and further instructions; however, digital photos, computer generated photo pages, color photocopies, and cropping, are acceptable. Photo paper or card stock is acceptable. Photos cannot be hinged.

### Key Changes:

1. The Permanent Record is not included in the portfolio. It may be used as a supporting record keeping document, training tool or for evaluation at the local level but should not be included in the packet sent to area or state judging.
2. Photography project; DO NOT add any additional photo pages.
3. Communications (formerly Public Speaking) project no longer includes a speech.
4. Interviews will be included in final selection of the State Project Winners.



As a person of character who is trustworthy, responsible and fair, I have personally prepared this portfolio and certify that it accurately reflects my work. I will respect the judge's final decision.

### Approval of this Portfolio

Date 9-30-2010 4-H Club Leader James R. Barn

[illegible]

## SECTION 2: SUMMARIZATION OF 4-H PROJECT EXPERIENCES

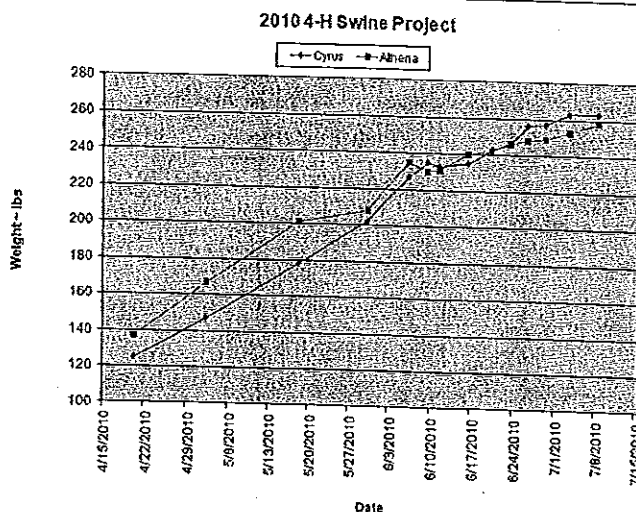
Maximum 1 page – front side only.

(This page only – Do NOT add pages)

Provide examples of learning experiences, (including, but not limited to, judging schools, camps, contests, tours) and things learned that provide evidence of growth in this project. Include challenges you have faced and how you overcame them. Where appropriate, indicate level of participation (L, C/D, A/R, S, N, I). Record keeping tools that may be helpful include: Kansas 4-H Permanent Record Section 2 and 3, project records, income expense records, etc. Use any format of your choosing, (narrative, bullets, charts, tables).

1. Improve my medical skills with a pig, I learned:
  - a. various ways to orally give a pig medicine. (L)
  - b. the appropriate locations on a pig to give a shot and how to give the shots. (L)
  - c. the signs for a possible infection. (L)
2. Participate in county-wide livestock work days, I helped:
  - a. clean out livestock holding pens at the fairgrounds. (C)
  - b. set-up and clean up for livestock BBQ and auction. (C)
  - c. to serve buyers food at the BBQ prior to livestock auction. (C)
3. Appropriately manage weight gain of market animals, I learned:
  - a. the importance of weighing pigs on a daily basis. (L)
  - b. to carefully control daily feed rations. (L)
4. Serve as a mentor to younger project members as a Junior Project Leader, I learned:
  - a. to have patience with new members. (L)
  - b. the importance of good communication skills. (L, C)
5. Improve knowledge of swine to be more competitive in showmanship and be more active in the swine production industry, I:
  - a. read and researched different showmanship questions. (L)
  - b. researched the different cuts of meat on a pig and swine management info on the internet. (L)
  - c. worked at Swafford Duroc Farm and at The Tracy Farm. (L)
6. Maintain healthy facilities for swine, I:
  - a. cleaned and sanitized pens between each set of animals. (L)
  - b. cleaned out the pigs' pen on a daily basis. (L)

Activity	Level	Income or (Expense)
Daily Care (Feed)	L	(\$690.88)
Vet Bills (Medicine, Wormer, Health Papers)	L	(\$187.00)
Misc. Expenses (Ear tags, Show supplies)	L	(\$16.00)
Entry Fees	S	(\$136.00)
Purchasing Animals	L,S,N	(\$650.00)
Premium Money	C	\$71.00
Sold Animals	C,S	\$905.70
<b>TOTAL</b>		<b>(\$703.18)</b>



**Do not exceed space provided in form.**

[illegible]

**Leadership** is teaching another person or a group skills or information and includes organizing or coordinating an activity, event, or meeting; selecting and preparing materials, and selecting presenters.

Leadership	Citizenship	What You Did	Local	County/ District	Area/ Regional	State	National/ Int'l	Hours	Audience
<input checked="" type="checkbox"/>	<input type="checkbox"/>	Project talk: 4-H Swine Project	1	6				3	25
<input checked="" type="checkbox"/>	<input type="checkbox"/>	Demonstration: Swine Showmanship	1	1				1	10
<input checked="" type="checkbox"/>	<input checked="" type="checkbox"/>	Organized clinic: Swine Showmanship		1				1	5
<input checked="" type="checkbox"/>	<input type="checkbox"/>	Demonstration: Fitting & Grooming	1					1	2
<input type="checkbox"/>	<input checked="" type="checkbox"/>	Cleaned swine pens; stored equipment	1					3	
<input type="checkbox"/>	<input checked="" type="checkbox"/>	Transported & fed pig for another 4-Her			1			4	2
<input type="checkbox"/>	<input checked="" type="checkbox"/>	Cleaned swine pens; organized for new animals	1					3	
<input checked="" type="checkbox"/>	<input type="checkbox"/>	Selected and purchased swine	2					4	6
<input type="checkbox"/>	<input checked="" type="checkbox"/>	Participated in livestock fairground work day		1				3	75
<input type="checkbox"/>	<input checked="" type="checkbox"/>	Sedg. Co. Fair Livestock Auction & BBQ, Server		3				4	300
<input checked="" type="checkbox"/>	<input type="checkbox"/>	Demonstration: Operating Pig Scales	1						2
<input type="checkbox"/>	<input type="checkbox"/>	Raised 4 swine: 2 Yorks, 2 Durocs	4					320	
<input type="checkbox"/>	<input type="checkbox"/>	Exhibited at 5 4-H swine shows		1P		2 <sup>nd</sup>		50	700
<input type="checkbox"/>	<input type="checkbox"/>	Participated in swine showmanship competitions		1P		4		6	700
<input checked="" type="checkbox"/>	<input checked="" type="checkbox"/>	Planned & conducted showmanship practices	5					5	15

**SECTION 3: 4-H LEADERSHIP & CITIZENSHIP EXPERIENCES WITHIN THIS PROJECT Cont.**

[illegible]

#### SECTION 4: AWARDS & RECOGNITION IN 4-H

List the most meaningful awards and recognition you received this year. Place asterisks (\*) beside awards & recognition relating directly to this award portfolio. See the Kansas 4-H Permanent Record Section 4 or other record keeping tools.

* = project related	Awards and Recognitions	Local	County/ District	Area/ Regional	State	National/ Int'l
	4-H Gold Pin					
*	4-H Junior Project Leader Certificate		X			
	Nancy Stein Entomology Award		X			
*	Sedgwick Co. Senior Swine KAP Winner		X			
*	Sedgwick Co. Fair Breed Champion Yorkshire		X			
*	Sedg. Co. Grand Champion Senior Swine Showmanship		X			
	4-H Senior Demonstration County Fair – Purple Award		X			
	4-H Senior Demonstration State Fair - Purple Award				X	

## SECTION 5: NON-4-H EXPERIENCES RELATED TO THIS PROJECT

Do not exceed space provided in form.

Summarize your non-4-H meetings/committees/organizations, your level of involvement (were you a member or an officer or chairperson) and the level of participation. To the extent possible, include actual numbers, not just an "X". The # Attended should equal the sum of L, C/D, A/R, S, N, I. See Kansas 4-H Permanent Record Section 1.

Meetings, Committees, Offices	# Held	# Attended	# Lead	Local	County/ District	Area/ Regional	State	National/ Int'l
National Junior Swine Association member	n/a							x
Pork Quality Assurance Youth+ Certification	1	1					x	x

List your most meaningful non-4-H experiences related to this project. May include, but is not limited to, school (FFA, clubs, groups/teams, activities); community, faith based activities/organizations; breed associations, etc. See Kansas 4-H Permanent Record Section 2 and 3.

**Leadership** is teaching another person or a group skills or information and includes organizing or coordinating an activity, event, or meeting; selecting and preparing materials, and selecting presenters.

**Citizenship** means helping out in your community and serving others without compensation.

Leadership	Citizenship	What You Did	Local	County/ District	Area/ Regional	State	National/ Int'l	Hours	Audience
<input type="checkbox"/>	<input checked="" type="checkbox"/>	Worked at Swafford Duroc Farm	13					15	2
<input checked="" type="checkbox"/>	<input checked="" type="checkbox"/>	Impromptu Q & A sessions to fair visitors		10		5		3	40
<input checked="" type="checkbox"/>	<input checked="" type="checkbox"/>	Organized hands-on swine time for non-4-H	3					3	12
<input type="checkbox"/>	<input checked="" type="checkbox"/>	Helped with commercial pigs at Tracy Farm	5					5	18
<input type="checkbox"/>	<input type="checkbox"/>	Toured Hargus Swine Farm	1					1	
<input type="checkbox"/>	<input type="checkbox"/>	Researched info at Natn'l Swine Registry site					2	1	
<input type="checkbox"/>	<input type="checkbox"/>	Visited with producer about yorkshire pigs	1					.5	
<input type="checkbox"/>	<input type="checkbox"/>	Spoke with producer about feed guidelines	2					.5	
<input type="checkbox"/>	<input type="checkbox"/>	Researched info at Natn'l Pork Board web site					1	.5	
<input type="checkbox"/>	<input type="checkbox"/>								
<input type="checkbox"/>	<input type="checkbox"/>								
<input type="checkbox"/>	<input type="checkbox"/>								
<input type="checkbox"/>	<input type="checkbox"/>								
<input type="checkbox"/>	<input type="checkbox"/>								
<input type="checkbox"/>	<input type="checkbox"/>								
<input type="checkbox"/>	<input type="checkbox"/>								


List the most meaningful non-4-H awards and recognitions you received this year. (Note: May be non-project related). Place asterisks (\*) beside awards & recognition relating directly to this award portfolio. (See Kansas 4-H Permanent Record Section 4 or other record keeping tools.)

* = project related	Awards and Recognitions	Local	County/ District	Area/ Regional	State	National/ Int'l
	Valley Center HS 4.0 GPA 2009-10 Honor Roll	x				
	Marching, Concert, and Jazz Band Competitions - 1 ratings				3	2




SECTION 6: PHOTOGRAPHS


SWINE PROJECT PHOTOGRAPHS 2009-2010




Showing my  
pigs around  
their new home.



Cleaning up our  
pens after the first  
show.



Showing Cyrus in the  
Yorkshire Class at the  
Sedgwick County Fair.



Checking on Franklin after a small surgery.






## SECTION 6: PHOTOGRAPHS

### SWINE LEADERSHIP PHOTOGRAPHS 2009-2010



Practicing showmanship skills with another swine member. 1 of 30 hrs.



Demonstrating fitting with Cyrus before the show.

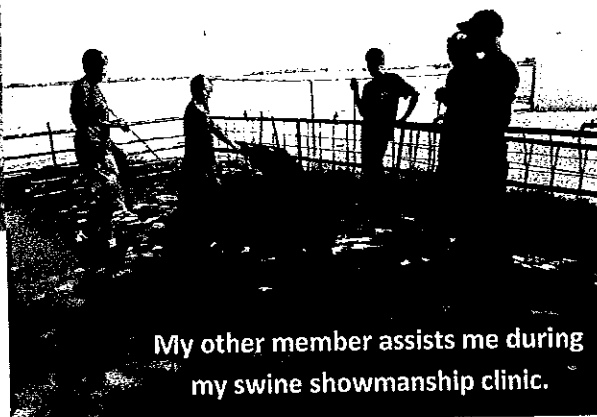
Giving a project talk to passing visitors at the Sedgwick County Fair.



Teaching other Round Robin contestants how to show a pig.



Relaxing with the other swine member in my club; junior swine leader.




My other member assists me during my swine showmanship clinic.




SECTION 6: PHOTOGRAPHS


SWINE CITIZENSHIP PHOTOGRAPHS 2009-2010



Helping to take care of the piglets on my grandfather's farm.




Cleaning up the pens and surrounding area in preparation for my pigs.



Cleaning out the swine pens at the Sedgwick County Fairgrounds.

Helping weigh pigs before the Sedgwick County Fair.



Cleaning up the arena after the livestock auction and BBO.



Working with my grandfather's pigs.

